

# TRANSPORTATION IMPROVEMENT PROGRAM

FY 2025-2029



**Municipal Reports**

**Wilton Manors**

APPROVED 7/11/2024

# Transportation Improvement Program Overview

The Broward Metropolitan Planning Organization (MPO)'s Transportation Improvement Program (TIP) is a five-year program that prioritizes and documents the funding of transportation improvement projects the region expects to build over the next five years. The projects include reconstruction, maintenance, and operation of major highways, arterials, and intersections; maintenance and expansion of the public transit, aviation, and port systems; construction for bicycle paths, and improvements for pedestrians within the Broward region.

The Broward MPO updates the TIP annually and the MPO Board approves the TIP in July every year. The most recently approved TIP by the Board is the FY 2025-2029 TIP. The full TIP document is available at the link <https://browardmpo.org/core-products/transportation-improvement-program-tip>.

To help municipal partners review and monitor projects in the TIP falling in their jurisdiction, the Broward MPO has extracted a list of projects for each municipality from the FY 2025-2029 TIP. The list presented includes projects that fall in this municipal boundary but exclude county-wide and state-wide projects. The chart to the right illustrates how project information is organized.

## How to Read the Broward MPO's TIP Pages

Broward MPO Transportation Improvement Program - FY 2025 - 2029

**A** Project Identification  
Project Number (FM#)  
Project Name

**B** Project Characteristics  
Work Summary  
Lead Agency  
Limits  
Length  
MTP Page Number  
SIS Classification

**C** Financial Information  
Phase  
Fund Source  
Year Funds are Programmed  
Prior Year Cost  
Future Year Cost  
Total Project Cost

**D** Project Description  
Additional information linked to the project

**E** Project Location Map  
Location of where the project will be implemented

4525181 A1A/N OCEAN BLVD & NE 27TH ST Non-SIS

Work Summary: TRAFFIC SIGNALS From: To: MTP Pg.: 5-38

Lead Agency: FDOT Length: 0.2

Phase	Fund Source	2025	2026	2027	2028	2029	Total
CST	LF	8,456	0	0	0	0	8,456
CST	DIH	40,636	0	0	0	0	40,636
CST	SA	115,134	0	0	0	0	115,134
CST	DDR	1,477,396	0	0	0	0	1,477,396
<b>Total</b>		<b>1,641,622</b>	<b>0</b>	<b>0</b>	<b>0</b>	<b>0</b>	<b>1,641,622</b>

Prior Year Cost: 107,843  
Future Year Cost:  
Total Project Cost: 1,749,285

Project Description: TO CONVERT UNSIGNALIZED INTERSECTION OF A1A & NE 27TH STREET TO SIGNALIZED INTERSECTION GOES-WITH 452467-1

The TIP may be revised due to changes in project status, project cost, and/or available revenues. These changes can be either a TIP amendment or an administrative modification. To download most recent Municipal TIP Report, please visit <http://browarddev.dtstiptool.com/index.pl>

## Steps to download the most recent Municipal TIP Report:

- Step 1: **Visit** <http://browarddev.dtstiptool.com/index.pl>
- Step 2: Select dataset FY 2025-2029 TIP
- Step 3: **Click** the tab titled “Database Search”
- Step 4: Next to the “Municipality” search feature, **click** on the dropdown icon to scroll and **select** the municipality of your choice.
- Step 5: Once the desired municipality is selected, the table below will filter projects to display only those that are within the municipal boundary. **Click** the “Get Report” button above the table.
- Step 6: A window will appear on your screen where you are presented options on how you would like the information displayed. **Read** through the options and **select** the one of your choice.
- Step 7: **Unselect** “Cover Page”
- Step 8: **Click** the “Generate Report” button on the bottom right of the window.
- Step 9: A new button will appear on the window, titled “Download Report”. **Click** this and you will be directed to a new tab with a downloadable PDF of your customized report.
- Step 10: **Enjoy!**

For questions please contact Jihong Chen at [chenj@browardmpo.org](mailto:chenj@browardmpo.org) or (954) 876-0066.

## Legends and Abbreviations:

### Funding Legend

Fund Code	Fund Code Description	Funding Source
ACBR	ADVANCE CONSTRUCTION (BRT)	Federal
ACBZ	ADVANCE CONSTRUCTION (BRTZ)	Federal
ACFP	AC FREIGHT PROG (NFP)	Federal
ACNP	ADVANCE CONSTRUCTION NHPP	Federal
ACNR	AC NAT HWY PERFORM RESURFACING	Federal
ACPR	AC - PROTECT GRANT PGM	Federal
ACSA	ADVANCE CONSTRUCTION (SA)	Federal
ACSS	ADVANCE CONSTRUCTION (SS,HSP)	Federal
ACSU	ADVANCE CONSTRUCTION (SU)	Federal
BNIR	INTRASTATE R/W & BRIDGE BONDS	R/W and Bridge Bonds
BRRP	STATE BRIDGE REPAIR & REHAB	State 100%
CARB	CARBON REDUCTION GRANT PGM	Federal
CARM	CARB FOR SM. URB. 5K - 49,999	Federal
CARU	CARB FOR URB. AREA > THAN 200K	Federal
CD23	CONGRESS GF EARMARKS HIP 2023	Federal Earmark
CIGP	COUNTY INCENTIVE GRANT PROGRAM	State 100%
CM	CONGESTION MITIGATION - AQ	Federal
D	UNRESTRICTED STATE PRIMARY	State 100%
DDR	DISTRICT DEDICATED REVENUE	State 100%
DI	ST. - S/W INTER/INTRASTATE HWY	State 100%
DIH	STATE IN-HOUSE PRODUCT SUPPORT	State 100%
DIS	STRATEGIC INTERMODAL SYSTEM	State 100%
DITS	STATEWIDE ITS - STATE 100%.	State 100%
DL	LOCAL FUNDS - PTO - BUDGETED	Local
DPTO	STATE - PTO	State 100%
DRA	REST AREAS - STATE 100%	State 100%

<b>Fund Code</b>	<b>Fund Code Description</b>	<b>Funding Source</b>
DS	STATE PRIMARY HIGHWAYS & PTO	State 100%
DSB2	EVERGLADES PKY/ALLIGATOR ALLEY	Toll/Turnpike
DSBD	I-95 EXPRESS LANES	Toll/Turnpike
DSBF	I-595	Toll/Turnpike
DSPC	SERVICE PATROL CONTRACT	State 100%
FAA	FEDERAL AVIATION ADMIN	Federal
FCO	PRIMARY/FIXED CAPITAL OUTLAY	State 100%
FRA	Federal Rail Administration	Federal
FTA	FEDERAL TRANSIT ADMINISTRATION	Federal
GFBR	GEN FUND BRIDGE REPAIR/REPLACE	Federal
GFBZ	GENERAL FUND BRIDGE OFF-SYSTEM	Federal
GFEV	GEN. FUND EVEHICLE CHARG. PGM	Federal
GFSU	GF STPBG >200 (URBAN)	Federal
GMR	GROWTH MANAGEMENT FOR SIS	State 100%
HSP	SAFETY (HIWAY SAFETY PROGRAM)	Federal
LF	LOCAL FUNDS	Local
NHPP	IM, BRDG REPL, NATNL HWY-MAP21	Federal
NSTP	NEW STARTS TRANSIT PROGRAM	State 100%
NSWR	2015 SB2514A-NEW STARTS TRANST	State 100%
PKBD	TURNPIKE MASTER BOND FUND	Toll/Turnpike
PKLF	LOCAL SUPPORT FOR TURNPIKE	Local
PKM1	TURNPIKE TOLL MAINTENANCE	Toll/Turnpike
PKYI	TURNPIKE IMPROVEMENT	Toll/Turnpike
PKYO	TURNPIKE TOLL COLLECTION/OPER.	Toll/Turnpike
PKYR	TURNPIKE RENEWAL & REPLACEMENT	Toll/Turnpike
PL	METRO PLAN (85% FA; 15% OTHER)	Federal
PORT	SEAPORTS	State 100%
PROT	PROTECT GRANT PROGRAM	Federal
REPE	REPURPOSED FEDERAL EARMARKS	Federal Earmark
SA	STP, ANY AREA	Federal

<b>Fund Code</b>	<b>Fund Code Description</b>	<b>Funding Source</b>
SIWR	2015 SB2514A-STRATEGIC INT SYS	State 100%
SM	STBG AREA POP. W/ 5K TO 49,999	Federal
SR2T	SAFE ROUTES - TRANSFER	Federal
STED	2012 SB1998-STRATEGIC ECON COR	State 100%
SU	STP, URBAN AREAS > 200K	Federal
TALT	TRANSPORTATION ALTS- ANY AREA	Federal
TALU	TRANSPORTATION ALTS- >200K	Federal
TDTF	TRANS DISADV -TRUST FUND	State 100%
TDTF/TDDR	TRANS DISADV -TRUST FUND/DDR USE	State 100%
TM02	EVERGLADES PARKWAY	Toll/Turnpike
TMBD	I-95 EXPRESS LANES	Toll/Turnpike
TMBG	I-75 ML TOLL MAINTENANCE	Toll/Turnpike
TO02	EVERGLADES PARKWAY	Toll/Turnpike
TOBD	I-95 EXPRESS LANES	Toll/Turnpike
TOBF	I-595	Toll/Turnpike
TOBG	I-75 ML TOLL OPERATIONS	Toll/Turnpike
TRIP	TRANS REGIONAL INCENTIVE PROGM	State 100%
TRWR	2015 SB2514A-TRAN REG INCT PRG	State 100%

#### **Phase Code Legend**

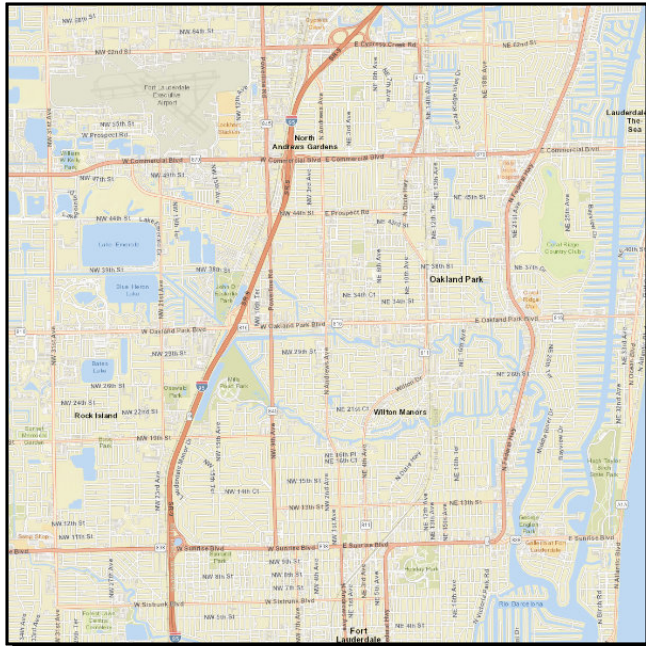
<b>Phase Abbreviation</b>	<b>Phase Group</b>
ADM	ADMINISTRATION
CAP	CAPITAL
CST	CONSTRUCTION
DSB	DESIGN BUILD
ENV	ENVIRONMENTAL
INC	CONTRACT INCENTIVES
MNT	BRDG/RDWY/CONTRACT MAINT
OPS	OPERATIONS
PDE	P D & E
PE	PRELIMINARY ENGINEERING
PLN	PLANNING
ROW	RIGHT OF WAY
RPY	REPAYMENTS
RRU	RAILROAD & UTILITIES

**Section 1 - HIGHWAYS**

---

**4537291 OAKLAND PARK BLVD BRIDGE OVER N FORK MIDDLE RIVER**

**Non-SIS**



**Work Summary:**

**From:**

**To:**

**Lead Agency:** FDOT

**Length:** 0.005

**MTP Pg.:** 5-36

Phase	Fund Source	2025	2026	2027	2028	2029	Total
CST	DIH	0	0	0	2,558	0	2,558
CST	BRRP	0	0	0	53,174	0	53,174
<b>Total</b>		<b>0</b>	<b>0</b>	<b>0</b>	<b>55,732</b>	<b>0</b>	<b>55,732</b>

**Prior Year Cost:**

**Future Year Cost:**

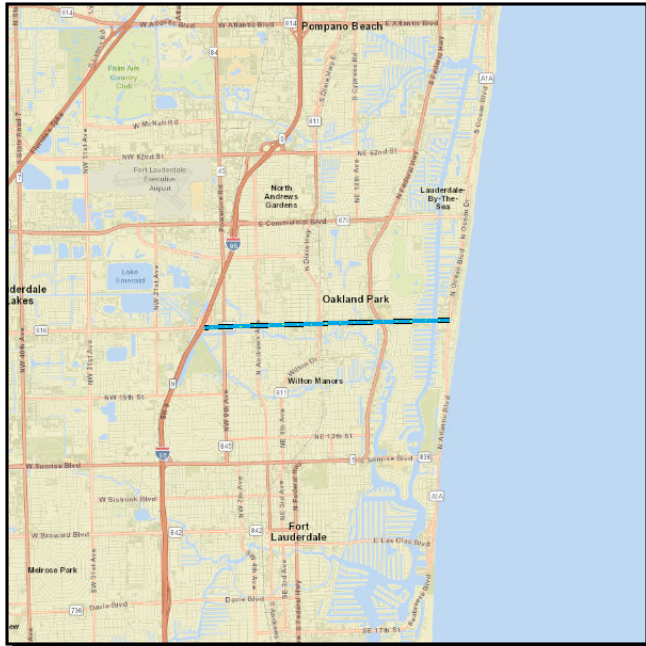
**Total Project Cost:** 55,732

**Project Description:** MINOR STRUCTURAL REHABILITATION PROJECT FOR SPALL AND CRACK REPAIRS WITH SOME UNDERWATER ACTIVITIES BRIDGE # 860221 GOES WITH 448409.1 (LEAD)



**4484091 SR-816/OAKLAND PARK BLVD FROM EAST OF I-95 TO SR-A1A**

**Non-SIS**



**Work Summary:** RESURFACING

**From:**

**To:**

**Lead Agency:** FDOT

**Length:** 3.49

**MTP Pg.:** 5-36

Phase	Fund Source	2025	2026	2027	2028	2029	Total
RRU	DS	0	0	20,000	0	0	20,000
CST	DS	0	0	0	2,154,586	0	2,154,586
CST	DIH	0	0	0	175,332	0	175,332
CST	SA	0	0	0	2,951,652	0	2,951,652
CST	DDR	0	0	0	1,294,488	0	1,294,488
CST	ACNR	0	0	0	7,741,760	0	7,741,760
<b>Total</b>		<b>0</b>	<b>0</b>	<b>20,000</b>	<b>14,317,818</b>	<b>0</b>	<b>14,337,818</b>

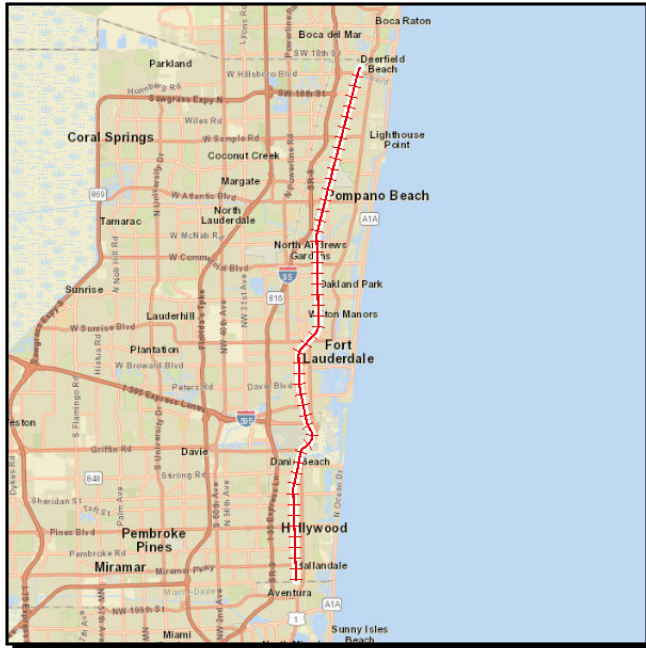
**Prior Year Cost:** 1,455,305  
**Future Year Cost:**  
**Total Project Cost:** 15,793,123  
**Project Description:** G/W 453729-1

**Section 4 - FLORIDA RAIL ENTERPRISE**

---

**4170313 SOUTH FLORIDA EAST COAST CORRIDOR (SFECC) CORRIDOR MANAGEMENT**

**SIS**



**Work Summary:** RAIL CAPACITY PROJECT

**From:**

**To:**

**Lead Agency:** FDOT

0

**MTP Pg.:** 5-36

Phase	Fund Source	2025	2026	2027	2028	2029	Total
PDE	DPTO	3,800,000	0	0	0	0	3,800,000
RRU	DPTO	50,000	0	0	0	0	50,000
<b>Total</b>		<b>3,850,000</b>	<b>0</b>	<b>0</b>	<b>0</b>	<b>0</b>	<b>3,850,000</b>

**Prior Year Cost:** 11,912,254

**Future Year Cost:**

**Total Project Cost:** 15,762,254

**Project Description:** PHASE 1 AND PHASE 2 STUDIES UNDER 417031-1; D31 IS UNDER SEGMENT 8 22-01: FY 2023 FUNDS DEDICATED TO COMMUTER RAIL SUPPORT