

TRANSPORTATION IMPROVEMENT PROGRAM

FY 2025-2029



Municipal Reports

Pembroke Park

APPROVED 7/11/2024

For complaints, questions or concerns about civil rights or nondiscrimination; or for special requests under the Americans with Disabilities Act, please contact: Carl Ema Title VI Coordinator at (954) 876-0052 or emac@browardmpo.org

Transportation Improvement Program Overview

The Broward Metropolitan Planning Organization (MPO)'s Transportation Improvement Program (TIP) is a five-year program that prioritizes and documents the funding of transportation improvement projects the region expects to build over the next five years. The projects include reconstruction, maintenance, and operation of major highways, arterials, and intersections; maintenance and expansion of the public transit, aviation, and port systems; construction for bicycle paths, and improvements for pedestrians within the Broward region.

The Broward MPO updates the TIP annually and the MPO Board approves the TIP in July every year. The most recently approved TIP by the Board is the FY 2025-2029 TIP. The full TIP document is available at the link <https://browardmpo.org/core-products/transportation-improvement-program-tip>.

To help municipal partners review and monitor projects in the TIP falling in their jurisdiction, the Broward MPO has extracted a list of projects for each municipality from the FY 2025-2029 TIP. The list presented includes projects that fall in this municipal boundary but exclude county-wide and state-wide projects. The chart to the right illustrates how project information is organized.

How to Read the Broward MPO's TIP Pages

Broward MPO Transportation Improvement Program - FY 2025 - 2029

A Project Identification
Project Number (FM#)
Project Name

B Project Characteristics
Work Summary
Lead Agency
Limits
Length
MTP Page Number
SIS Classification

C Financial Information
Phase
Fund Source
Year Funds are Programmed
Prior Year Cost
Future Year Cost
Total Project Cost

D Project Description
Additional information linked to the project

E Project Location Map
Location of where the project will be implemented

Phase	Fund Source	2025	2026	2027	2028	2029	Total
CST	LF	8,456	0	0	0	0	8,456
CST	DIH	40,636	0	0	0	0	40,636
CST	SA	115,134	0	0	0	0	115,134
CST	DDR	1,477,396	0	0	0	0	1,477,396
Total		1,641,622	0	0	0	0	1,641,622

Prior Year Cost: 107,843
 Future Year Cost:
 Total Project Cost: 1,749,265
 Project Description: TO CONVERT UNSIGNALIZED INTERSECTION OF A1A & NE 27TH STREET TO SIGNALIZED INTERSECTION GOES-WITH 452467-1

The TIP may be revised due to changes in project status, project cost, and/or available revenues. These changes can be either a TIP amendment or an administrative modification. To download most recent Municipal TIP Report, please visit <http://browarddev.dtstiptool.com/index.pl>

Steps to download the most recent Municipal TIP Report:

- Step 1: **Visit** <http://browarddev.dtstiptool.com/index.pl>
- Step 2: Select dataset FY 2025-2029 TIP
- Step 3: **Click** the tab titled “Database Search”
- Step 4: Next to the “Municipality” search feature, **click** on the dropdown icon to scroll and **select** the municipality of your choice.
- Step 5: Once the desired municipality is selected, the table below will filter projects to display only those that are within the municipal boundary. **Click** the “Get Report” button above the table.
- Step 6: A window will appear on your screen where you are presented options on how you would like the information displayed. **Read** through the options and **select** the one of your choice.
- Step 7: **Unselect** “Cover Page”
- Step 8: **Click** the “Generate Report” button on the bottom right of the window.
- Step 9: A new button will appear on the window, titled “Download Report”. **Click** this and you will be directed to a new tab with a downloadable PDF of your customized report.
- Step 10: **Enjoy!**

For questions please contact Jihong Chen at chenj@browardmpo.org or (954) 876-0066.

Legends and Abbreviations:

Funding Legend

Fund Code	Fund Code Description	Funding Source
ACBR	ADVANCE CONSTRUCTION (BRT)	Federal
ACBZ	ADVANCE CONSTRUCTION (BRTZ)	Federal
ACFP	AC FREIGHT PROG (NFP)	Federal
ACNP	ADVANCE CONSTRUCTION NHPP	Federal
ACNR	AC NAT HWY PERFORM RESURFACING	Federal
ACPR	AC - PROTECT GRANT PGM	Federal
ACSA	ADVANCE CONSTRUCTION (SA)	Federal
ACSS	ADVANCE CONSTRUCTION (SS,HSP)	Federal
ACSU	ADVANCE CONSTRUCTION (SU)	Federal
BNIR	INTRASTATE R/W & BRIDGE BONDS	R/W and Bridge Bonds
BRRP	STATE BRIDGE REPAIR & REHAB	State 100%
CARB	CARBON REDUCTION GRANT PGM	Federal
CARM	CARB FOR SM. URB. 5K - 49,999	Federal
CARU	CARB FOR URB. AREA > THAN 200K	Federal
CD23	CONGRESS GF EARMARKS HIP 2023	Federal Earmark
CIGP	COUNTY INCENTIVE GRANT PROGRAM	State 100%
CM	CONGESTION MITIGATION - AQ	Federal
D	UNRESTRICTED STATE PRIMARY	State 100%
DDR	DISTRICT DEDICATED REVENUE	State 100%
DI	ST. - S/W INTER/INTRASTATE HWY	State 100%
DIH	STATE IN-HOUSE PRODUCT SUPPORT	State 100%
DIS	STRATEGIC INTERMODAL SYSTEM	State 100%
DITS	STATEWIDE ITS - STATE 100%.	State 100%
DL	LOCAL FUNDS - PTO - BUDGETED	Local
DPTO	STATE - PTO	State 100%
DRA	REST AREAS - STATE 100%	State 100%

Fund Code	Fund Code Description	Funding Source
DS	STATE PRIMARY HIGHWAYS & PTO	State 100%
DSB2	EVERGLADES PKY/ALLIGATOR ALLEY	Toll/Turnpike
DSBD	I-95 EXPRESS LANES	Toll/Turnpike
DSBF	I-595	Toll/Turnpike
DSPC	SERVICE PATROL CONTRACT	State 100%
FAA	FEDERAL AVIATION ADMIN	Federal
FCO	PRIMARY/FIXED CAPITAL OUTLAY	State 100%
FRA	Federal Rail Administration	Federal
FTA	FEDERAL TRANSIT ADMINISTRATION	Federal
GFBR	GEN FUND BRIDGE REPAIR/REPLACE	Federal
GFBZ	GENERAL FUND BRIDGE OFF-SYSTEM	Federal
GFEV	GEN. FUND EVEHICLE CHARG. PGM	Federal
GFSU	GF STPBG >200 (URBAN)	Federal
GMR	GROWTH MANAGEMENT FOR SIS	State 100%
HSP	SAFETY (HIWAY SAFETY PROGRAM)	Federal
LF	LOCAL FUNDS	Local
NHPP	IM, BRDG REPL, NATNL HWY-MAP21	Federal
NSTP	NEW STARTS TRANSIT PROGRAM	State 100%
NSWR	2015 SB2514A-NEW STARTS TRANST	State 100%
PKBD	TURNPIKE MASTER BOND FUND	Toll/Turnpike
PKLF	LOCAL SUPPORT FOR TURNPIKE	Local
PKM1	TURNPIKE TOLL MAINTENANCE	Toll/Turnpike
PKYI	TURNPIKE IMPROVEMENT	Toll/Turnpike
PKYO	TURNPIKE TOLL COLLECTION/OPER.	Toll/Turnpike
PKYR	TURNPIKE RENEWAL & REPLACEMENT	Toll/Turnpike
PL	METRO PLAN (85% FA; 15% OTHER)	Federal
PORT	SEAPORTS	State 100%
PROT	PROTECT GRANT PROGRAM	Federal
REPE	REPURPOSED FEDERAL EARMARKS	Federal Earmark
SA	STP, ANY AREA	Federal

Fund Code	Fund Code Description	Funding Source
SIWR	2015 SB2514A-STRATEGIC INT SYS	State 100%
SM	STBG AREA POP. W/ 5K TO 49,999	Federal
SR2T	SAFE ROUTES - TRANSFER	Federal
STED	2012 SB1998-STRATEGIC ECON COR	State 100%
SU	STP, URBAN AREAS > 200K	Federal
TALT	TRANSPORTATION ALTS- ANY AREA	Federal
TALU	TRANSPORTATION ALTS- >200K	Federal
TDTF	TRANS DISADV -TRUST FUND	State 100%
TDTF/TDDR	TRANS DISADV -TRUST FUND/DDR USE	State 100%
TM02	EVERGLADES PARKWAY	Toll/Turnpike
TMBD	I-95 EXPRESS LANES	Toll/Turnpike
TMBG	I-75 ML TOLL MAINTENANCE	Toll/Turnpike
TO02	EVERGLADES PARKWAY	Toll/Turnpike
TOBD	I-95 EXPRESS LANES	Toll/Turnpike
TOBF	I-595	Toll/Turnpike
TOBG	I-75 ML TOLL OPERATIONS	Toll/Turnpike
TRIP	TRANS REGIONAL INCENTIVE PROGM	State 100%
TRWR	2015 SB2514A-TRAN REG INCT PRG	State 100%

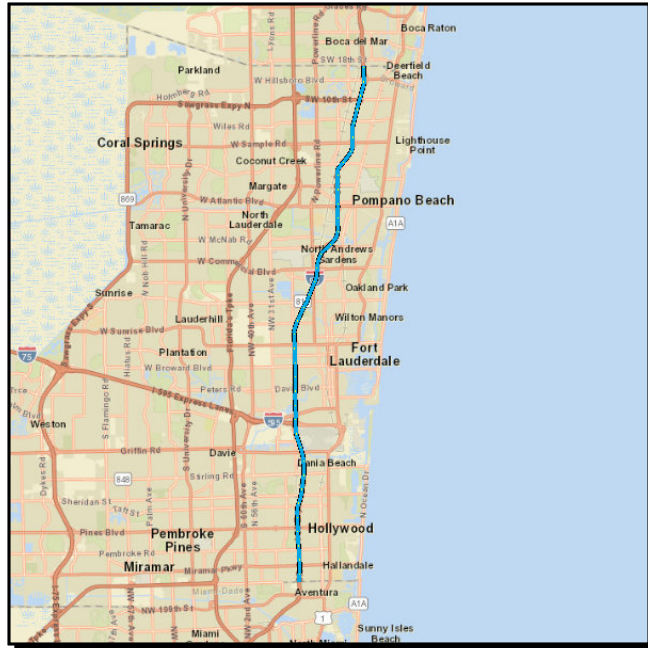
Phase Code Legend

Phase Abbreviation	Phase Group
ADM	ADMINISTRATION
CAP	CAPITAL
CST	CONSTRUCTION
DSB	DESIGN BUILD
ENV	ENVIRONMENTAL
INC	CONTRACT INCENTIVES
MNT	BRDG/RDWY/CONTRACT MAINT
OPS	OPERATIONS
PDE	P D & E
PE	PRELIMINARY ENGINEERING
PLN	PLANNING
ROW	RIGHT OF WAY
RPY	REPAYMENTS
RRU	RAILROAD & UTILITIES

Section 1 - HIGHWAYS

4249332 I-95 EXPRESS TOLL OPERATIONS BROWARD COUNTY

Non-SIS



Work Summary: TOLL COLLECTION

From:

To:

Lead Agency: FDOT

0

MTP Pg.: 5-36

Phase	Fund Source	2025	2026	2027	2028	2029	Total
OPS	TOBD	2,720,047	2,828,548	2,889,735	3,078,597	3,071,927	14,588,854
Total		2,720,047	2,828,548	2,889,735	3,078,597	3,071,927	14,588,854

Prior Year Cost: 3,543,133

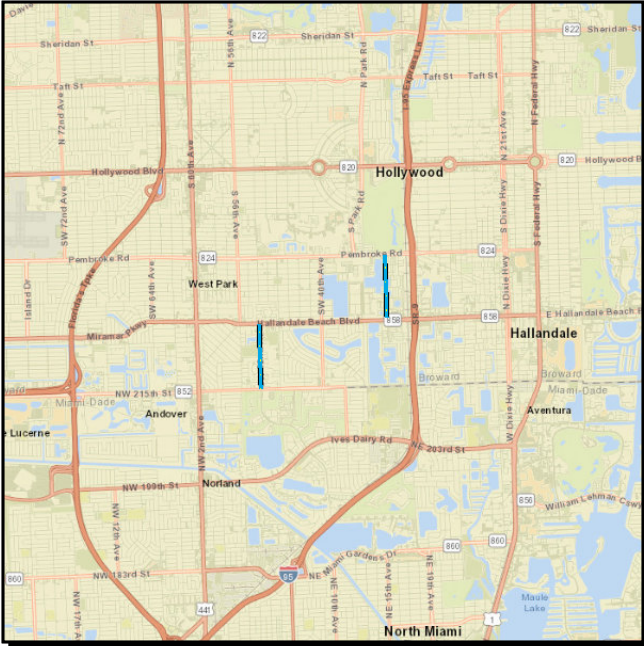
Future Year Cost:

Total Project Cost: 18,131,987

Project Description:

4482871 PEMBROKE PARK VARIOUS LOCATIONS

Non-SIS



Work Summary: BIKE LANE/SIDEWALK **From:**
To:
Lead Agency: TOWN OF PEMBROKE PARK **Length:** 1.529
MTP Pg.: 5-30

Phase	Fund Source	2025	2026	2027	2028	2029	Total
PE	SU	403,155	0	0	0	0	403,155
CST	SU	0	0	2,584,825	0	0	2,584,825
Total		403,155	0	2,584,825	0	0	2,987,980

Prior Year Cost:

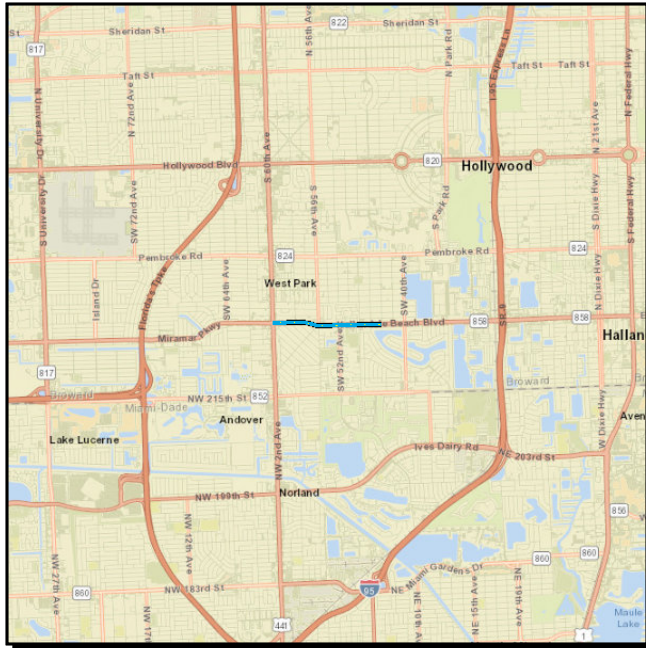
Future Year Cost:

Total Project Cost: 2,987,980

Project Description: 2022 MPO CYCLE 4 PRIORITY #18; LAP W/ TOWN OF PEMBROKE PARK SW 52ND AVE FROM COUNTY LINE TO WEST HALLANDALE BEACH BLVD AND SOUTH PARK RD FROM HALLANDALE BEACH BLVD TO PEMBROKE RD ADDITION OF BIKE LANES, CONSTRUCTION OF MISSING SIDEWALK, MILLING AND RESURFACING

4475481 SR-858/HALLANDALE BEACH BLVD FR E OF SR-7/441 TO SW 44TH AVENUE

Non-SIS



Work Summary: LIGHTING

From:

To:

Lead Agency: FDOT

Length: 1.212

MTP Pg.: 5-36

Phase	Fund Source	2025	2026	2027	2028	2029	Total
RRU	ACSS	44,612	0	0	0	0	44,612
CST	ACSS	0	2,059,704	0	0	0	2,059,704
Total		44,612	2,059,704	0	0	0	2,104,316

Prior Year Cost: 368,296

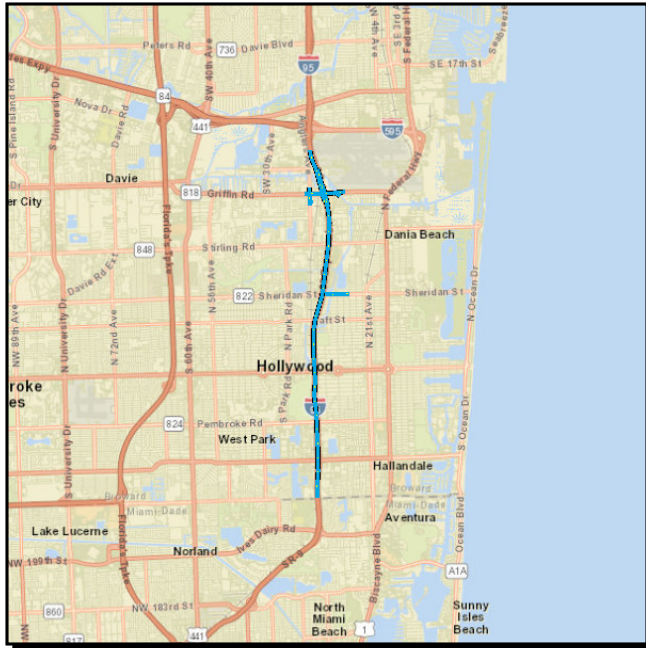
Future Year Cost:

Total Project Cost: 2,472,612

Project Description: B/C RATIO = 15.5 NPV 12,786,309 SHSP EMPHASIS AREA (S) INTERSECTION & VULNERABLE ROAD USER CRASHES IMPROVE ROADWAY LIGHTING ALONG SR 858/HALLANDALE BEACH BOULEVARD FROM EAST OF SR 7 TO SW 44TH AVENUE.

4391701 SR-9/I-95 FROM MIAMI-DADE/BROWARD COUNTY LINE TO NORTH OF GRIFFIN ROAD

SIS



Work Summary: INTERCHANGE JUSTIFICA/MODIFICA

From:

To:

Lead Agency: FDOT

Length: 13.183

MTP Pg.: 5-5

Phase	Fund Source	2025	2026	2027	2028	2029	Total
PDE	ACNP	2,000,000	0	0	0	0	2,000,000
ENV	ACNP	0	0	20,000	0	0	20,000
Total		2,000,000	0	20,000	0	0	2,020,000

Prior Year Cost: 6,670,345

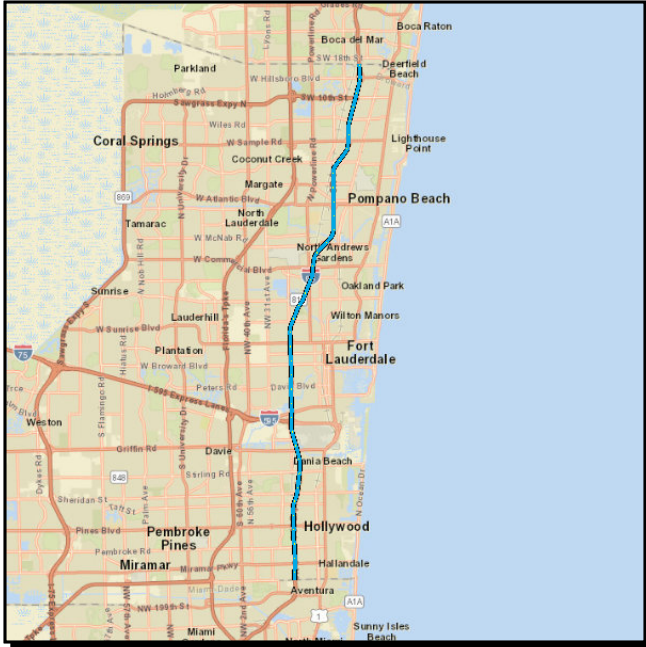
Future Year Cost: 85,941,087

Total Project Cost: 94,631,432

Project Description: INTERCHANGE IMPROVEMENTS:SHERIDAN ST, STIRLING & GRIFFIN RD MANAGED LANES INGRESS/EGRESS IMPROVEMENTS: SR-9/I-95 NORTH OF IVES DAIRY RD TO N. OF GRIFFIN RD 2022 MPO ROADWAY PRIORITY #21 (LFA WITH BROWARD COUNTY PHASE 22-01;I-95/GRIFFIN RD-SURTAX)

4520691 SR-9/I-95 TRUCK MOBILITY & SAFETY ENHANCEMENTS IN BROWARD & PALM BCH.

SIS



Work Summary: FEASIBILITY STUDY

From:

To:

Lead Agency: FDOT

0

MTP Pg.: 5-36

Phase	Fund Source	2025	2026	2027	2028	2029	Total
PLN	ACFP	0	0	0	1,755,000	0	1,755,000
Total		0	0	0	1,755,000	0	1,755,000

Prior Year Cost:

Future Year Cost:

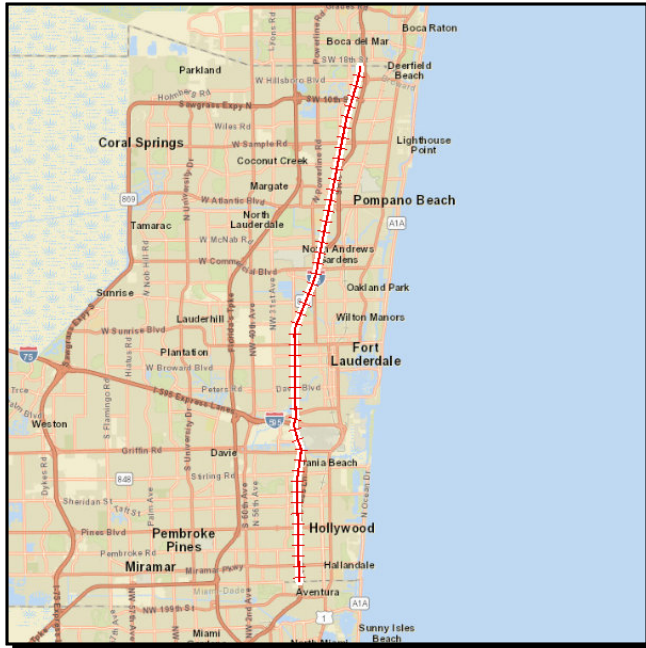
Total Project Cost: 1,755,000

Project Description: TSM&O TRUCK DETECTION, RAMPS SIGNAL SYSTEM LIMITS 24.34 / 8.76

Section 4 - FLORIDA RAIL ENTERPRISE

4537731 SFRC CORRIDOR FROM MAGONIA PARK TO MIC

Non-SIS



Work Summary: RAIL REVENUE/OPERATIONA

From:

To:

Lead Agency: FDOT

0

MTP Pg.: 5-37

Phase	Fund Source	2025	2026	2027	2028	2029	Total
CAP	DPTO	600,000	0	0	0	0	600,000
Total		600,000	0	0	0	0	600,000

Prior Year Cost:

Future Year Cost:

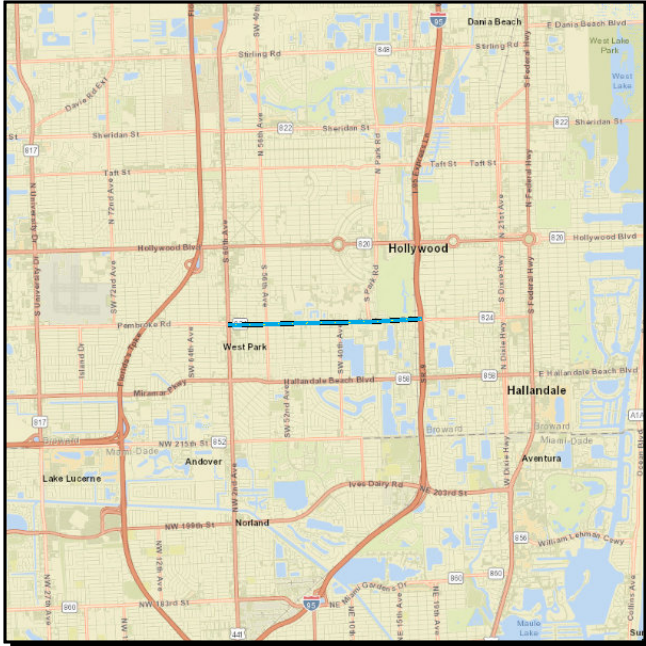
Total Project Cost: 600,000

Project Description:

Section 9 - Maintenance

4098221 SR-824/PEMBROKE ROAD FROM US-441/SR-7 EAST TO I-95 CITY OF HOLLYWOOD

Non-SIS



Work Summary: ROUTINE MAINTENANCE
From:
To:
Lead Agency: CITY OF HOLLYWOOD 0
MTP Pg.: 5-3

Phase	Fund Source	2025	2026	2027	2028	2029	Total
MNT	D	5,000	5,000	5,000	0	0	15,000
Total		5,000	5,000	5,000	0	0	15,000

Prior Year Cost: 108,031

Future Year Cost:

Total Project Cost: 123,031

Project Description: REIMBURSEMENT FOR MAINTENANCE ON SR824 CITY OF HOLLYWOOD

Section 11 - MISCELLANEOUS

2314824 I-95/MOT/ENHANCED OPERATIONS IN BROWARD & PALM BEACH

Non-SIS



Work Summary: SERVICE PATROL/FHP **From:**
To:
Lead Agency: Responsible Agency Not Available **0**
MTP Pg.: 5-36

Phase	Fund Source	2025	2026	2027	2028	2029	Total
OPS	TOBG	377,918	377,918	150,000	0	0	905,836
OPS	TOBD	377,918	377,918	150,000	0	0	905,836
Total		755,836	755,836	300,000	0	0	1,811,672

Prior Year Cost: 2,267,535

Future Year Cost:

Total Project Cost: 4,079,207

Project Description: EXEMPT CONTRACT FOR FHP EXPRESS LANES ENFORCEMENT

2314825 I-95/MOT/ENHANCED OPERATIONS IN BROWARD & PALM BEACH

Non-SIS



Work Summary: SERVICE PATROL/FHP **From:**
To:
Lead Agency: Responsible Agency Not Available **0**
MTP Pg.: 5-36

Phase	Fund Source	2025	2026	2027	2028	2029	Total
OPS	TOBG	0	0	227,918	377,918	377,918	983,754
OPS	TOBD	0	0	227,918	377,918	377,918	983,754
Total		0	0	455,836	755,836	755,836	1,967,508

Prior Year Cost:

Future Year Cost:

Total Project Cost: 1,967,508

Project Description: EXEMPT CONTRACT FOR FHP EXPRESS LANES ENFORCEMENT