




FISCAL YEAR
2020

MUNICIPAL SURTAX
CAPITAL PROJECTS PRIORITIES



Legend:

Project Ranking - #1-110 represent MPO Surtax Services recommendations for fiscal year 2020 and consider construction readiness and utilized “rounds” to ensure equity among municipalities. Project #111-510 have not been evaluated for funding readiness and require additional evaluation and analysis. They also include city requested “holds” and “swaps.”

Municipality – requesting / sponsor municipality.

Project Number -a unique project identifier. Projects with numbers that include “.x” reflect multi-part projects.

Project Name - provided by municipality.

Work Mix - primary type of work.

Phase - Municipality identified first phase of work (Planning, Design, Right-of-way, or Construction) required.

Fiscal Year 2020 Recommendation - indicates recommend year and phase of work being recommended. Projects identified as Rank, Swap or Hold have not been reviewed for funding readiness and require additional analysis before being recommended for funding in future fiscal years.

Surtax Plan Estimate - cost estimate provided by municipality to County when originally submitting project for inclusion in the Surtax Financial Plan.

Recommended Phase Funding - dollar amount being recommended for funding based upon the Phase required (see notes on calculations) and latest cost estimates provided by municipalities. This amount does not fully fund projects except in the case of construction phase projects.

Notes:

- (1) The Municipal Surtax Capital Projects Priorities (Fiscal Year 2020) was developed by the Broward MPO Surtax Services in partnership with the municipalities in Broward County. All project information was provided by the municipalities.
- (2) All projects were provided by Broward County and were contained in the Surtax Plan approved by the voters in November 2018.
- (3) The Municipal Surtax Capital Projects Priorities (Fiscal Year 2020), consistent with the Surtax Ordinance, the Tri-Party Interlocal Agreement, and Bi-Party Interlocal Agreement, is the output of the data-driven ranking tool utilizing the evaluation criteria, point distribution, and program readiness approach established in coordination with the municipalities.
- (4) Projects with numbers that include “.x” reflect multi-part projects.
- (5) As directed by Broward County, the following percentages are used to calculate the recommended phase funding since the projects in the Surtax Plan are assumed to be the total cost of the required phase(s) to complete the project:
 - Planning: 3% of the total cost of the project in the Surtax Plan.
 - Design: 12% of the total cost of the project in the Surtax Plan.
 - Construction (includes CEI): 85% of the total cost of the project in the Surtax Plan.
 - Right-of-way phase costs are project specific.
- (6) The Broward MPO Surtax Services selected the Cycle 1 (Fiscal Year 2020) funding goal of \$70 - \$80 million of the total \$120 million available (30-Year Surtax Financial Plan) since the County did not provide specific guidance. This goal was selected to allow for adequate funds for Community Shuttle Bus and Rehabilitation and Maintenance projects to be funded by the County.

| Project Ranking | Municipality | Project Number | Project Name | Work Mix | Phase | Fiscal Year 2020 Recommendation | Surtax Plan Estimate | Recommended Phase Funding |
|-----------------|--------------|----------------|---|---|--------------|---------------------------------|----------------------|---------------------------|
| 17 | Hollywood | HOLL-064 | Industrial Park and Corridor Improvements | Capacity Increase, Widening | Construction | YEAR 1-Construction | \$5,000,000 | \$5,000,000 |
| 26 | Hollywood | HOLL-035 | Complete Streets - Hollywood Blvd | Capacity Increase, Widening | Construction | YEAR 1-Construction | \$700,000 | \$700,000 |
| 43 | Hollywood | HOLL-036 | Complete Streets - State Rd 7 | Bicycle Pedestrian Infrastructure | Design | YEAR 1-Design | \$1,000,000 | \$120,000 |
| 66 | Hollywood | HOLL-038 | Complete Streets - Johnson St | Bicycle Pedestrian Infrastructure | Planning | YEAR 1-Planning | \$5,000,000 | \$150,000 |
| 109 | Hollywood | HOLL-056 | Transportation/Traffic Calming - Dist. 5 | Bicycle Pedestrian Infrastructure | Design | YEAR 1-Design | \$833,333 | \$100,000 |
| 113 | Hollywood | HOLL-037 | Complete Streets - US 1 | Bicycle Pedestrian Infrastructure | Construction | RANK | \$6,000,000 | |
| 145 | Hollywood | HOLL-153 | Environmental Resiliency - Dist. 2 | Resiliency Improvements | Construction | SWAP | \$1,666,667 | |
| 385 | Hollywood | HOLL-055 | Transportation/Traffic Calming - Dist. 4 | Bicycle Pedestrian Infrastructure | Planning | RANK | \$833,333 | |
| 386 | Hollywood | HOLL-057 | Transportation/Traffic Calming - Dist. 6 | Bicycle Pedestrian Infrastructure | Planning | RANK | \$833,333 | |
| 387 | Hollywood | HOLL-052 | Transportation/Traffic Calming - Dist. 1 | Bicycle Pedestrian Infrastructure | Planning | RANK | \$833,333 | |
| 388 | Hollywood | HOLL-053 | Transportation/Traffic Calming - Dist. 2 | Bicycle Pedestrian Infrastructure | Planning | RANK | \$833,333 | |
| 389 | Hollywood | HOLL-054 | Transportation/Traffic Calming - Dist. 3 | Bicycle Pedestrian Infrastructure | Planning | RANK | \$833,333 | |
| 428 | Hollywood | HOLL-039 | Neighborhood Improvements - Dist. 1 | Landscaping, Hardscape, Signage, Lighting | Planning | RANK | \$2,500,000 | |
| 429 | Hollywood | HOLL-040 | Neighborhood Improvements - Dist. 2 | Landscaping, Hardscape, Signage, Lighting | Planning | RANK | \$2,500,000 | |
| 430 | Hollywood | HOLL-043 | Neighborhood Improvements - Dist. 5 | Landscaping, Hardscape, Signage, Lighting | Planning | RANK | \$2,500,000 | |
| 431 | Hollywood | HOLL-044 | Neighborhood Improvements - Dist. 6 | Landscaping, Hardscape, Signage, Lighting | Planning | RANK | \$2,500,000 | |
| 432 | Hollywood | HOLL-041 | Neighborhood Improvements - Dist. 3 | Landscaping, Hardscape, Signage, Lighting | Planning | RANK | \$2,500,000 | |
| 433 | Hollywood | HOLL-042 | Neighborhood Improvements - Dist. 4 | Landscaping, Hardscape, Signage, Lighting | Planning | RANK | \$2,500,000 | |
| 439 | Hollywood | HOLL-065 | Industrial Park And Corridor Improvements | Capacity Increase, Widening | Design | RANK | \$5,000,000 | |
| 449 | Hollywood | HOLL-062 | Community Shuttle Buses | Transit | NA | MOVED | \$5,000,000 | |
| 477 | Hollywood | HOLL-063 | Industrial Park And Corridor Improvements | Landscaping, Hardscape, Signage, Lighting | Planning | RANK | \$5,000,000 | |
| 495 | Hollywood | HOLL-152 | Environmental Resiliency - Dist. 1 | Resiliency Improvements | Planning | RANK | \$1,666,667 | |
| 496 | Hollywood | HOLL-154 | Environmental Resiliency - Dist. 3 | Resiliency Improvements | Planning | RANK | \$1,666,667 | |
| 497 | Hollywood | HOLL-155 | Environmental Resiliency - Dist. 4 | Resiliency Improvements | Planning | RANK | \$1,666,667 | |
| 498 | Hollywood | HOLL-156 | Environmental Resiliency - Dist. 5 | Resiliency Improvements | Planning | RANK | \$1,666,667 | |
| 499 | Hollywood | HOLL-157 | Environmental Resiliency - Dist. 6 | Resiliency Improvements | Planning | RANK | \$1,666,667 | |

| Project Ranking | Municipality | Project Number | Project Name | Work Mix | Phase | Fiscal Year 2020 Recommendation | Surtax Plan Estimate | Recommended Phase Funding |
|-----------------|--------------|----------------|--------------|----------|-------|---------------------------------|----------------------|---------------------------|
|-----------------|--------------|----------------|--------------|----------|-------|---------------------------------|----------------------|---------------------------|



RANK Projects requested by municipalities to be ranked for funding.
HOLD Projects requested by municipalities to be put on hold from funding for various reasons.
SWAP Projects requested by municipalities to be swapped out in February 2021.
YEAR 1 Projects that are recommended for funding in Fiscal Year 2020.

Notes:
 (1) The Municipal Surtax Capital Projects Priorities (Fiscal Year 2020) was developed by the Broward MPO Surtax Services in partnership with the municipalities in Broward County. All project information was provided by the municipalities.
 (2) All projects were provided by Broward County and were contained in the Surtax Plan approved by the voters in November 2018.
 (3) The Municipal Surtax Capital Projects Priorities (Fiscal Year 2020), consistent with the Surtax Ordinance, the Tri-Party Interlocal Agreement, and Bi-Party Interlocal Agreement, is the output of the data-driven ranking tool utilizing the evaluation criteria, point distribution, and program readiness approach established in coordination with the municipalities.
 (4) Projects with numbers that include “.x” reflect multi-part projects.
 (5) As directed by Broward County, the following percentages are used to calculate the recommended phase funding since the projects in the Surtax Plan are assumed to be the total cost of the required phase(s) to complete the project:
 • Planning: 3% of the total cost of the project in the Surtax Plan.
 • Design: 12% of the total cost of the project in the Surtax Plan.
 • Construction (includes CEI): 85% of the total cost of the project in the Surtax Plan.
 • Right-of-way phase costs are project specific.
 (6) The Broward MPO Surtax Services selected the Cycle 1 (Fiscal Year 2020) funding goal of \$70 - \$80 million of the total \$120 million available (30-Year Surtax Financial Plan) since the County did not provide specific guidance. This goal was selected to allow for adequate funds for Community Shuttle Bus and Rehabilitation and Maintenance projects to be funded by the County.



| | |
|--|--|
| Municipality | Hollywood |
| Project ID | HOLL-064 |
| Project Name | Industrial Park & Corridor Improvements |
| From Location | |
| To Location | |
| Work Mix | Capacity Increase, Widening |
| Phase | Construction |
| Fiscal Year 2020 Recommendation | YEAR 1 - Construction |
| Recommended Phase Funding | \$5,000,000 |
| City Submitted Information | |

Project Description
Infrastructure improvements and beautification of roadways in commercial and industrial districts and is anticipated to occur in various areas at an approximate cost of \$5,000,000.

Installation of Drainage facilities and Reconstruction of roadways to include on street parking to improve traffic flow.

Project Scope

Area wide drainage improvements to allow for other uses such as pedestrian in the area and bike lanes along Washington St.

Project Objective

| | |
|---|---------------------------|
| Estimated Project Cost | \$5,000,000 |
| Project Type | Signs, Landscaping, Walls |
| Primary Work Mix | New Road Construction |
| Secondary Work Mix | Bike Lane Sidewalk |
| Has design been completed? | Yes |
| If Design completed, what percent? | 90 |
| Is right-of-way required? | No |
| Has right-of-way/utility relocation coordination occurred? | |
| Point of Contact - First Name | luis |
| Point of Contact - Last Name | lopez |
| Point of Contact - Phone | 954-921-3900 |
| Point of Contact - Email | llopez@hollywoodfl.org |

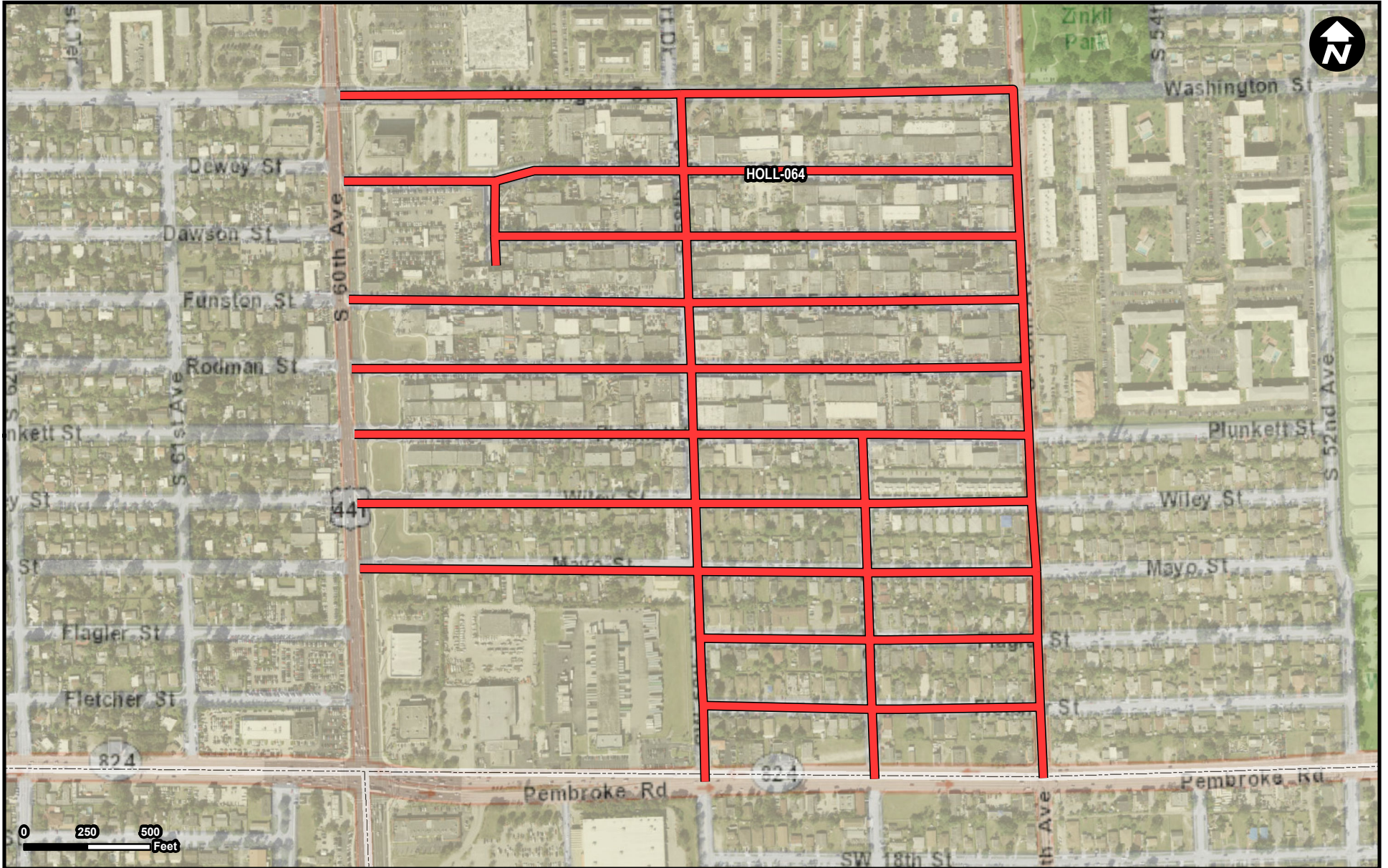
| | |
|--|-----|
| Construction Readiness Review | |
| Detailed budget provided? | Yes |
| Project timeline provided? | Yes |
| Is the project ready to submit for permits? | Yes |

Readiness Review Comments:
City provided plans and a detailed cost estimate for the proposed improvements and have communicated that they are in the process of permitting the improvements. Project entails installation of drainage improvements within public ROW to address drainage deficiencies occurring in the project area. The City provided detailed plans and a cost estimate for the improvements. The cost estimate is in line with current industry pricing.




The Municipal Surtax Capital Project Overview was prepared by the Broward MPO in partnership with the municipalities in Broward County. All project information was provided by the municipalities. Projects were provided by Broward County and were contained in the Surtax Plan approved by the voters in November 2018. Project review comments were based on the information provided by the municipalities.

HOLL-064

Project Name
Industrial Park and Corridor Improvements



Legend

-  HOLL-064
-  Municipality
-  Unincorporated

Municipality: Hollywood

FROM:
TO:

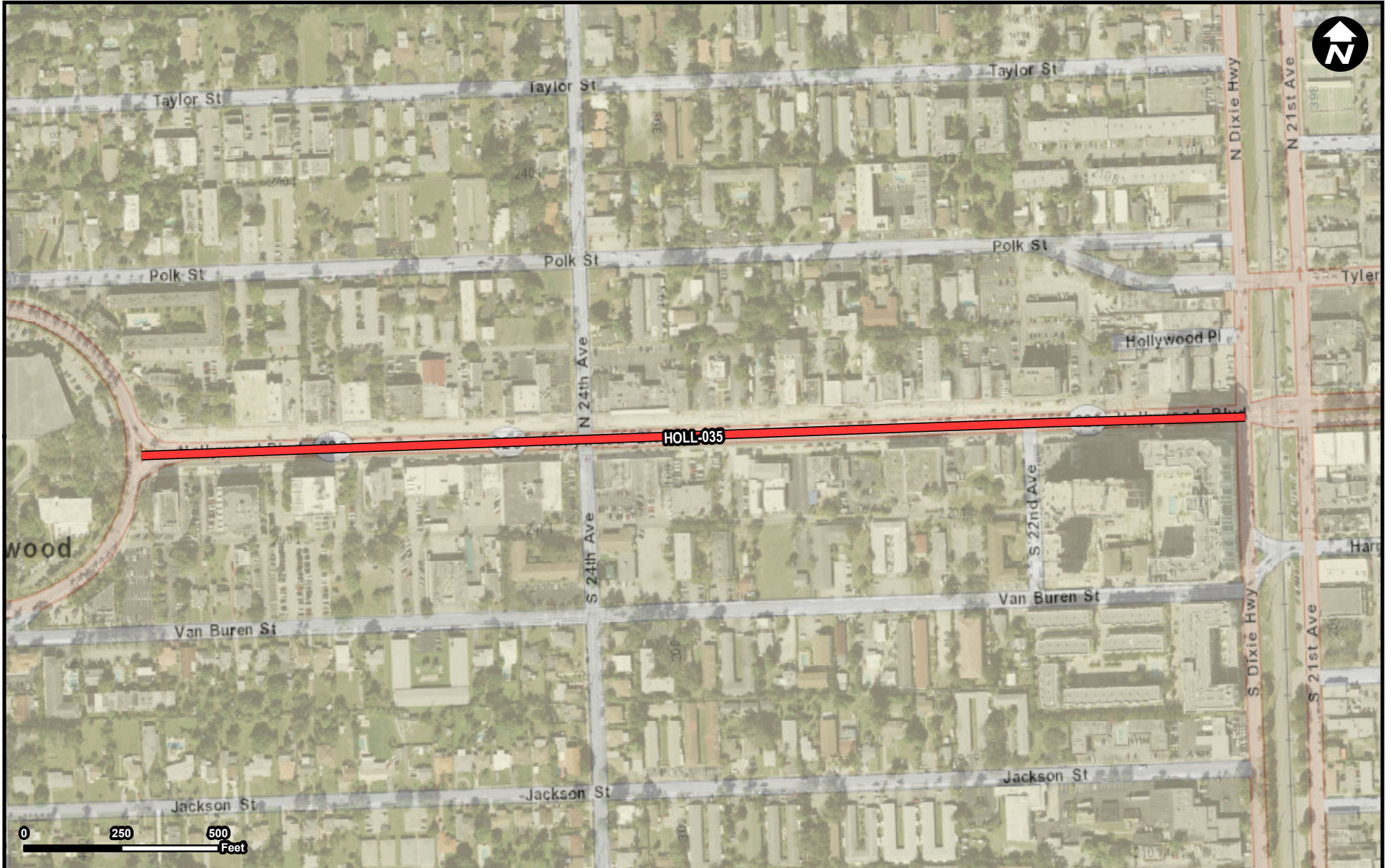
Note: The Municipal Surtax Capital Project Map was prepared by the Broward MPO Surtax Services. The project location information was provided by the municipality.

| | |
|---|--|
| Municipality | Hollywood |
| Project ID | HOLL-035 |
| Project Name | Complete Streets - Hollywood Blvd |
| From Location | From the east end of City Hall Circle |
| To Location | Dixie Highway |
| Work Mix | Capacity Increase, Widening |
| Phase | Construction |
| Fiscal Year 2020 Recommendation | YEAR 1 - Construction |
| Recommended Phase Funding | \$700,000 |
| City Submitted Information | |
| Project Description | City portion of \$6.8 million MPO funded "Complete Streets" improvement project including paved sidewalks, bike lanes, pedestrian lighting, transit amenities, landscaping, safety median, traffic signal upgrades and crosswalks. |
| Project Scope | One half-mile new roadway configuration to include storm water drainage, center landscaped medians, parallel parking, bicycle lanes, pedestrian crosswalks, sidewalks with landscaping, pedestrian lighting, new traffic signalization, signage and way-finding, and site furniture to include benches, waste receptacles, bicycle racks, shade structures. |
| Project Objective | Hollywood Boulevard previously a four lane two-way roadway, with a center "suicide lane" and dual sided 60 degree angled parking. Limited means for pedestrian crossings. Mature and invasive Black Olive trees had lifted and broken sidewalks throughout, creating unsafe conditions for pedestrians. New project has reduced the traffic lanes, added a center landscaped median, safer parallel parking, bicycle lanes, five crosswalks, pedestrian lighted sidewalks. |
| Estimated Project Cost | \$700,000 |
| Project Type | Complete Streets, Safety |
| Primary Work Mix | New Road Construction |
| Secondary Work Mix | Bike Lane Sidewalk |
| Has design been completed? | Yes |
| If Design completed, what percent? | 90 |
| Is right-of-way required? | No |
| Has right-of-way/utility relocation coordination occurred? | |
| Point of Contact - First Name | Walter |
| Point of Contact - Last Name | Wernecke |
| Point of Contact - Phone | 954 921-3900 |
| Point of Contact - Email | wwernecke@hollywoodfl.org |
| Construction Readiness Review | |
| Detailed budget provided? | Yes |
| Project timeline provided? | Yes |
| Is the project ready to submit for permits? | Yes |
| Readiness Review Comments: | The City provided plans and a detailed cost estimate for the proposed improvements and are in the process of bidding the proposed improvements for implementation. Project entails landscape improvements along Hollywood Boulevard all within public ROW. The City provided detailed plans and a cost estimate for the improvements. The cost estimate is in line with current industry pricing. |




The Municipal Surtax Capital Project Overview was prepared by the Broward MPO in partnership with the municipalities in Broward County. All project information was provided by the municipalities. Projects were provided by Broward County and were contained in the Surtax Plan approved by the voters in November 2018. Project review comments were based on the information provided by the municipalities.

HOLL-035

Project Name
Complete Streets - Hollywood Blvd



Legend

-  HOLL-035
-  Municipality
-  Unincorporated

Municipality: Hollywood

FROM: From the east end of City Hall Circle
TO: Dixie Highway

Note: The Municipal Surtax Capital Project Map was prepared by the Broward MPO Surtax Services. The project location information was provided by the municipality.

| | |
|--|--|
| Municipality | Hollywood |
| Project ID | HOLL-036 |
| Project Name | Complete Streets - State Rd 7 |
| From Location | Johnson St |
| To Location | Pembroke Road |
| Work Mix | Bicycle Pedestrian Infrastructure |
| Phase | Design |
| Fiscal Year 2020 Recommendation | YEAR 1 - Design |
| Recommended Phase Funding | \$120,000 |

City Submitted Information

Project Description
City contribution to \$60 million FDOT improvement project to fund mobility hubs; pedestrian access to the linear park; lighting; play & exercise equipment, shade structure, drinking fountains; wayfinding signage; traffic calming; paved parking.

Installation of pedestrian scale lighting on east side of roadway and placement of additional bus shelters, bike racks, trash receptacles in high use bus stops .

Project Scope

High use transit facilities, would add transit and pedestrian safety and comfort features in a changing corridor .

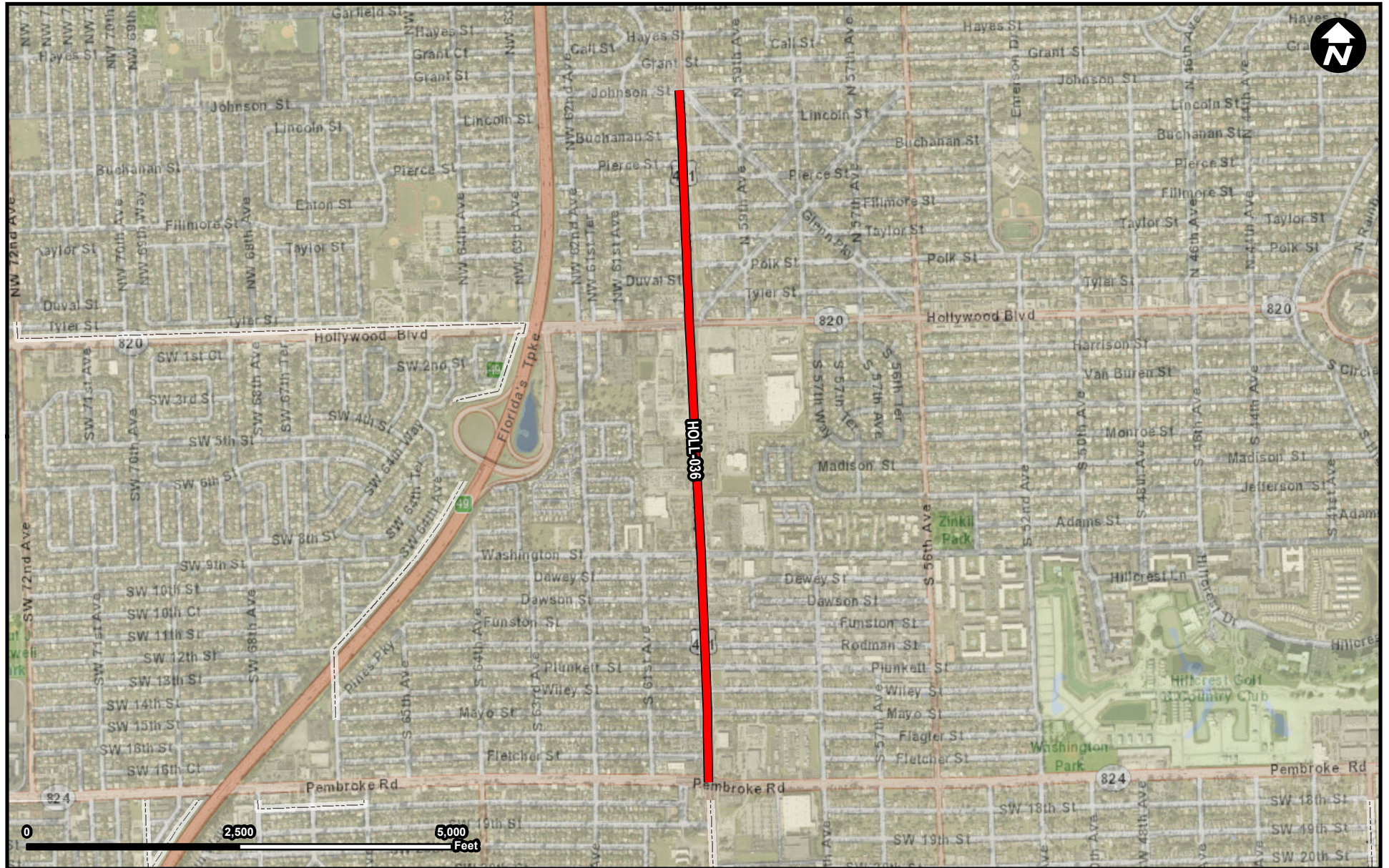
Project Objective

| | |
|---|--------------------------|
| Estimated Project Cost | \$1,000,000 |
| Project Type | Complete Streets, Safety |
| Primary Work Mix | Lighting |
| Secondary Work Mix | Transit Improvement |
| Has design been completed? | No |
| If Design completed, what percent? | |
| Is right-of-way required? | No |
| Has right-of-way/utility relocation coordination occurred? | |
| Point of Contact - First Name | luis |
| Point of Contact - Last Name | lopez |
| Point of Contact - Phone | 954-921-3900 |
| Point of Contact - Email | llopez@hollywoodfl.org |




The Municipal Surtax Capital Project Overview was prepared by the Broward MPO in partnership with the municipalities in Broward County. All project information was provided by the municipalities. Projects were provided by Broward County and were contained in the Surtax Plan approved by the voters in November 2018. Project review comments were based on the information provided by the municipalities.

HOLL-036

Project Name
Complete Streets - State Rd 7



Legend

-  HOLL-036
-  Municipality
-  Unincorporated

Municipality: Hollywood

FROM: Johnson St
TO: Pembroke Road

Note: The Municipal Surtax Capital Project Map was prepared by the Broward MPO Surtax Services. The project location information was provided by the municipality.

| | |
|--|--|
| Municipality | Hollywood |
| Project ID | HOLL-038 |
| Project Name | Complete Streets - Johnson St |
| From Location | East of I-95 |
| To Location | N Dixie Highway |
| Work Mix | Bicycle Pedestrian Infrastructure |
| Phase | Planning |
| Fiscal Year 2020 Recommendation | YEAR 1 - Planning |
| Recommended Phase Funding | \$150,000 |

City Submitted Information

Project Description Acquisition of right of way along Johnson Street for implementation of Complete Streets design.

Installation of 5' concrete sidewalk and curb along the south side of Johnson street and portions of the north side as well as pedestrian level lighting.

Project Scope

This section of Johnson Street has a high number of pedestrian traffic as it serves as a bus route with high ridership.

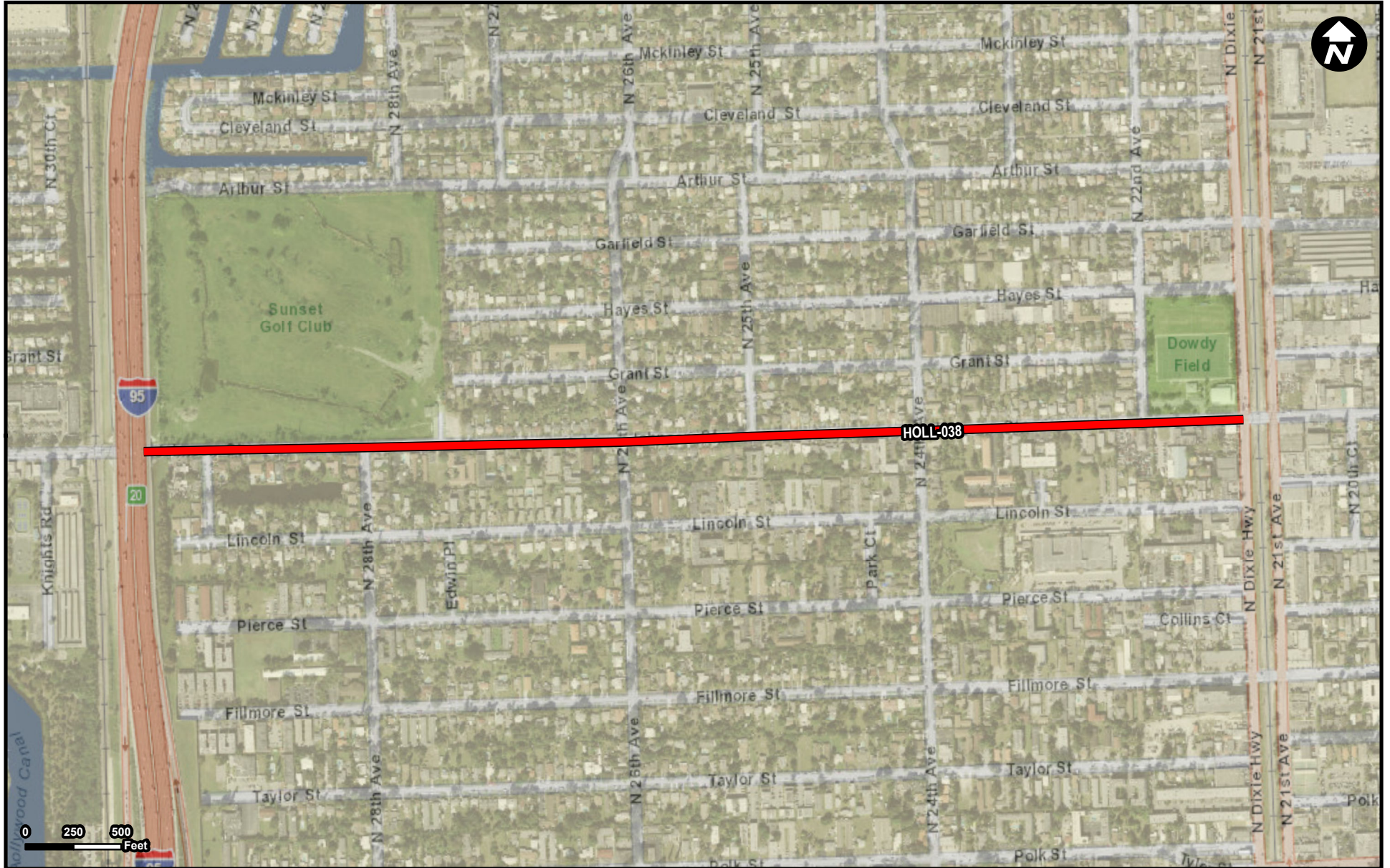
Project Objective

| | |
|---|--------------------------|
| Estimated Project Cost | \$5,000,000 |
| Project Type | Complete Streets, Safety |
| Primary Work Mix | Sidewalk |
| Secondary Work Mix | Lighting |
| Has design been completed? | No |
| If Design completed, what percent? | |
| Is right-of-way required? | No |
| Has right-of-way/utility relocation coordination occurred? | |
| Point of Contact - First Name | Francisco |
| Point of Contact - Last Name | Leon |
| Point of Contact - Phone | 954-921-3900 |
| Point of Contact - Email | fjleon@hollywoodfl.org |




The Municipal Surtax Capital Project Overview was prepared by the Broward MPO in partnership with the municipalities in Broward County. All project information was provided by the municipalities. Projects were provided by Broward County and were contained in the Surtax Plan approved by the voters in November 2018. Project review comments were based on the information provided by the municipalities.

HOLL-038

Project Name
Complete Streets - Johnson St



Legend

-  HOLL-038
-  Municipality
-  Unincorporated

Municipality: Hollywood

FROM: East of I-95
TO: N Dixie Highway

Note: The Municipal Surtax Capital Project Map was prepared by the Broward MPO Surtax Services. The project location information was provided by the municipality.

| | |
|--|---|
| Municipality | Hollywood |
| Project ID | HOLL-056 |
| Project Name | Transportation/Traffic Calming - Dist. 5 |
| From Location | |
| To Location | |
| Work Mix | Bicycle Pedestrian Infrastructure |
| Phase | Design |
| Fiscal Year 2020 Recommendation | YEAR 1 - Design |
| Recommended Phase Funding | \$100,000 |
| City Submitted Information | |

Project Description

Installation of traffic safety and transportation improvement projects including pedestrian safety projects, signage and traffic calming at an approximate cost of \$5,000,000 citywide from 2017 through 2026.

Installation of traffic safety and transportation improvement projects including pedestrian safety projects, signage and traffic calming

Project Scope

Improves traffic and pedestrian safety

Project Objective

| | |
|---|--------------------------|
| Estimated Project Cost | \$833,333 |
| Project Type | Complete Streets, Safety |
| Primary Work Mix | Safety Project |
| Secondary Work Mix | Signing/Pavement |
| Has design been completed? | No |
| If Design completed, what percent? | |
| Is right-of-way required? | No |
| Has right-of-way/utility relocation coordination occurred? | |
| Point of Contact - First Name | francisco |
| Point of Contact - Last Name | leon |
| Point of Contact - Phone | 954-921-3900 |
| Point of Contact - Email | fjleon@hollywoodfl.org |

The Municipal Surtax Capital Project Overview was prepared by the Broward MPO in partnership with the municipalities in Broward County. All project information was provided by the municipalities. Projects were provided by Broward County and were contained in the Surtax Plan approved by the voters in November 2018. Project review comments were based on the information provided by the municipalities.

MAP NOT AVAILABLE AT THIS TIME

Specific project limits not provided