




FISCAL YEAR
2020

MUNICIPAL SURTAX
CAPITAL PROJECTS PRIORITIES



Legend:

Project Ranking - #1-110 represent MPO Surtax Services recommendations for fiscal year 2020 and consider construction readiness and utilized “rounds” to ensure equity among municipalities. Project #111-510 have not been evaluated for funding readiness and require additional evaluation and analysis. They also include city requested “holds” and “swaps.”

Municipality – requesting / sponsor municipality.

Project Number -a unique project identifier. Projects with numbers that include “.x” reflect multi-part projects.

Project Name - provided by municipality.

Work Mix - primary type of work.

Phase - Municipality identified first phase of work (Planning, Design, Right-of-way, or Construction) required.

Fiscal Year 2020 Recommendation - indicates recommend year and phase of work being recommended. Projects identified as Rank, Swap or Hold have not been reviewed for funding readiness and require additional analysis before being recommended for funding in future fiscal years.

Surtax Plan Estimate - cost estimate provided by municipality to County when originally submitting project for inclusion in the Surtax Financial Plan.

Recommended Phase Funding - dollar amount being recommended for funding based upon the Phase required (see notes on calculations) and latest cost estimates provided by municipalities. This amount does not fully fund projects except in the case of construction phase projects.

Notes:

- (1) The Municipal Surtax Capital Projects Priorities (Fiscal Year 2020) was developed by the Broward MPO Surtax Services in partnership with the municipalities in Broward County. All project information was provided by the municipalities.
- (2) All projects were provided by Broward County and were contained in the Surtax Plan approved by the voters in November 2018.
- (3) The Municipal Surtax Capital Projects Priorities (Fiscal Year 2020), consistent with the Surtax Ordinance, the Tri-Party Interlocal Agreement, and Bi-Party Interlocal Agreement, is the output of the data-driven ranking tool utilizing the evaluation criteria, point distribution, and program readiness approach established in coordination with the municipalities.
- (4) Projects with numbers that include “.x” reflect multi-part projects.
- (5) As directed by Broward County, the following percentages are used to calculate the recommended phase funding since the projects in the Surtax Plan are assumed to be the total cost of the required phase(s) to complete the project:
 - Planning: 3% of the total cost of the project in the Surtax Plan.
 - Design: 12% of the total cost of the project in the Surtax Plan.
 - Construction (includes CEI): 85% of the total cost of the project in the Surtax Plan.
 - Right-of-way phase costs are project specific.
- (6) The Broward MPO Surtax Services selected the Cycle 1 (Fiscal Year 2020) funding goal of \$70 - \$80 million of the total \$120 million available (30-Year Surtax Financial Plan) since the County did not provide specific guidance. This goal was selected to allow for adequate funds for Community Shuttle Bus and Rehabilitation and Maintenance projects to be funded by the County.

Project Ranking	Municipality	Project Number	Project Name	Work Mix	Phase	Fiscal Year 2020 Recommendation	Surtax Plan Estimate	Recommended Phase Funding
13	Hallandale Beach	HALL-026	City-wide Bus Stops Digital Signage	Landscaping, Hardscape, Signage, Lighting	Construction	YEAR 1-Construction	\$520,000	\$513,600
24	Hallandale Beach	HALL-005	City-Wide Bus Shelter Improvements	Transit	Construction	YEAR 1-Construction	\$3,000,000	\$2,977,563
94	Hallandale Beach	HALL-019	NW/SW 8th Ave Complete Street Project	Bicycle Pedestrian Infrastructure	Design	YEAR 1-Design	\$1,500,000	\$180,000
130	Hallandale Beach	HALL-001	Atlantic Shores Blvd. Roadway Improvement	Bicycle Pedestrian Infrastructure	SWAP	SWAP	\$335,000	
137	Hallandale Beach	HALL-006	South Old Dixie Highway Conversion Project	Capacity Increase, Widening	HOLD	HOLD	\$5,000,000	
171	Hallandale Beach	HALL-027	NE 1st Ave Lane Elimination And Complete Street	Bicycle Pedestrian Infrastructure	Design	RANK	\$2,700,000	
173	Hallandale Beach	HALL-016	SE/SW 3rd Street	Bicycle Pedestrian Infrastructure	Design	RANK	\$405,000	
184	Hallandale Beach	HALL-021	Diplomat Parkway	Bicycle Pedestrian Infrastructure	Design	RANK	\$395,000	
203	Hallandale Beach	HALL-020	Three Islands Boulevard	Bicycle Pedestrian Infrastructure	NA	RANK	\$215,000	
231	Hallandale Beach	HALL-007	SE 1st Ave Lane Elimination And Complete Street	Bicycle Pedestrian Infrastructure	Design	RANK	\$395,000	
234	Hallandale Beach	HALL-018	SE 9th Street Fec Rail Crossing Realignment	Traffic Circle, Speed Tables, Intersection Improvement	Design	RANK	\$1,700,000	
241	Hallandale Beach	HALL-015	Old Federal Highway & SE 3rd Street Safety Project	Capacity Increase, Widening	Design	RANK	\$25,000	
246	Hallandale Beach	HALL-023	County Line Road/ SW 11th St	Bicycle Pedestrian Infrastructure	Design	RANK	\$200,000	
255	Hallandale Beach	HALL-017	SE 4th Street Facility Extension	Capacity Increase, Widening	Design	RANK	\$260,000	
268	Hallandale Beach	HALL-022	Parkview Drive	Bicycle Pedestrian Infrastructure	NA	RANK	\$75,000	
281	Hallandale Beach	HALL-014	NW 3rd Street Expansion Complete Street Project	Capacity Increase, Widening	Design	RANK	\$1,450,000	
321	Hallandale Beach	HALL-010	Church Drive Complete Street Project	Bicycle Pedestrian Infrastructure	Design	RANK	\$1,100,000	
326	Hallandale Beach	HALL-009	Diana Drive Extension Project	Bicycle Pedestrian Infrastructure	Design	RANK	\$900,000	
327	Hallandale Beach	HALL-008	Diana Drive Complete Street Project	Bicycle Pedestrian Infrastructure	NA	RANK	\$2,500,000	
375	Hallandale Beach	HALL-004	Replacing Existing Damaged Sidewalk	Bicycle Pedestrian Infrastructure	Design	RANK	\$400,000	
407	Hallandale Beach	HALL-025	Community Bus Fleet Trolley Modernization	Transit	Design	RANK	\$600,000	
413	Hallandale Beach	HALL-024	Community Bus Service	Transit	NA	SWAP	\$2,200,000	
467	Hallandale Beach	HALL-013	Hallandale Beach Blvd, US 1, Pembroke Rd & A1A Adaptive Signalization	Signal Enhancement	NA	SWAP	\$780,000	



Notes:

- (1) The Municipal Surtax Capital Projects Priorities (Fiscal Year 2020) was developed by the Broward MPO Surtax Services in partnership with the municipalities in Broward County. All project information was provided by the municipalities.
- (2) All projects were provided by Broward County and were contained in the Surtax Plan approved by the voters in November 2018.
- (3) The Municipal Surtax Capital Projects Priorities (Fiscal Year 2020), consistent with the Surtax Ordinance, the Tri-Party Interlocal Agreement, and Bi-Party Interlocal Agreement, is the output of the data-driven ranking tool utilizing the evaluation criteria, point distribution, and program readiness approach established in coordination with the municipalities.
- (4) Projects with numbers that include ".x" reflect multi-part projects.
- (5) As directed by Broward County, the following percentages are used to calculate the recommended phase funding since the projects in the Surtax Plan are assumed to be the total cost of the required phase(s) to complete the project:
 - Planning: 3% of the total cost of the project in the Surtax Plan.
 - Design: 12% of the total cost of the project in the Surtax Plan.
 - Construction (includes CEI): 85% of the total cost of the project in the Surtax Plan.
 - Right-of-way phase costs are project specific.
- (6) The Broward MPO Surtax Services selected the Cycle 1 (Fiscal Year 2020) funding goal of \$70 - \$80 million of the total \$120 million available (30-Year Surtax Financial Plan) since the County did not provide specific guidance. This goal was selected to allow for adequate funds for Community Shuttle Bus and Rehabilitation and Maintenance projects to be funded by the County.

RANK Projects requested by municipalities to be ranked for funding.
HOLD Projects requested by municipalities to be put on hold from funding for various reasons.
SWAP Projects requested by municipalities to be swapped out in February 2021.
YEAR 1 Projects that are recommended for funding in Fiscal Year 2020.

Project Ranking	Municipality	Project Number	Project Name	Work Mix	Phase	Fiscal Year 2020 Recommendation	Surtax Plan Estimate	Recommended Phase Funding
-----------------	--------------	----------------	--------------	----------	-------	---------------------------------	----------------------	---------------------------

Renovation and maintenance projects to be funded by the County.

Municipality	Hallandale Beach
Project ID	HALL-026
Project Name	City-wide Bus Stops Digital Signage
From Location	
To Location	
Work Mix	Landscaping, Hardscape, Signage, Lighting
Phase	Construction
Fiscal Year 2020 Recommendation	YEAR 1 - Construction
Recommended Phase Funding	\$513,600
City Submitted Information	

Project Description Installation of new real time tracking digital signage at transit stops throughout the City

Installing digital bus stop display to show real time information to commuters. The display will be on or next to each bus shelter. The display will show vital transit information.

Project Scope

This will allow commuters to gain real time information on all public transit information.

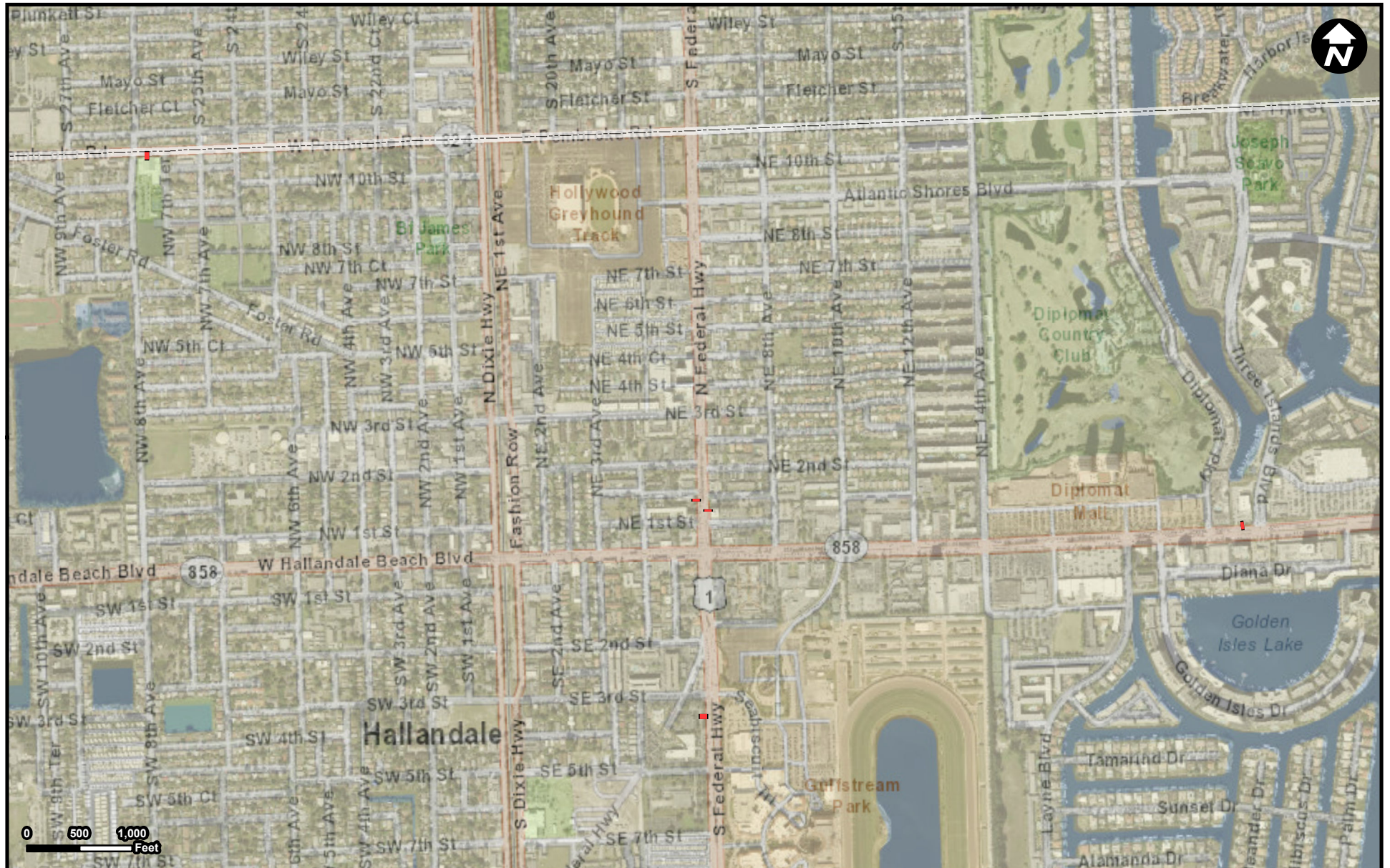
Project Objective

Estimated Project Cost	\$520,000
Project Type	Transit
Primary Work Mix	Transit Improvement
Secondary Work Mix	
Has design been completed?	No
If Design completed, what percent?	
Is right-of-way required?	Yes
Has right-of-way/utility relocation coordination occurred?	
Point of Contact - First Name	Eric
Point of Contact - Last Name	Houston
Point of Contact - Phone	954-457-2224
Point of Contact - Email	ehouston@cohb.org




Construction Readiness Review	
Detailed budget provided?	No
Project timeline provided?	Yes
Is the project ready to submit for permits?	Yes

Readiness Review Comments: City provided an image of a standard bus shelter signage and a specification sheet of a standard bus shelter signage, as well as cost estimate. The cost estimate is in line with current industry standards. Cost estimate includes annual support for 1 year.

HALL-026



Legend

-  HALL-026
-  Municipality
-  Unincorporated

Municipality: Hallandale Beach

FROM:
TO:

Note: The Municipal Surtax Capital Project Map was prepared by the Broward MPO Surtax Services. The project location information was provided by the municipality.



Municipality	Hallandale Beach
Project ID	HALL-005
Project Name	City-Wide Bus Shelter Improvements
From Location	
To Location	
Work Mix	Transit
Phase	Construction
Fiscal Year 2020 Recommendation	YEAR 1 - Construction
Recommended Phase Funding	\$2,977,562.50
City Submitted Information	

Project Description
Replacing existing damaged bus shelters city-wide and install new bus shelters at all stops.

Installation of bus shelters across the city at all stops and replacing any existing damage shelters.

Project Scope

This improvement will help increase the ridership of BCT, Community shuttle, and MDT.

Project Objective

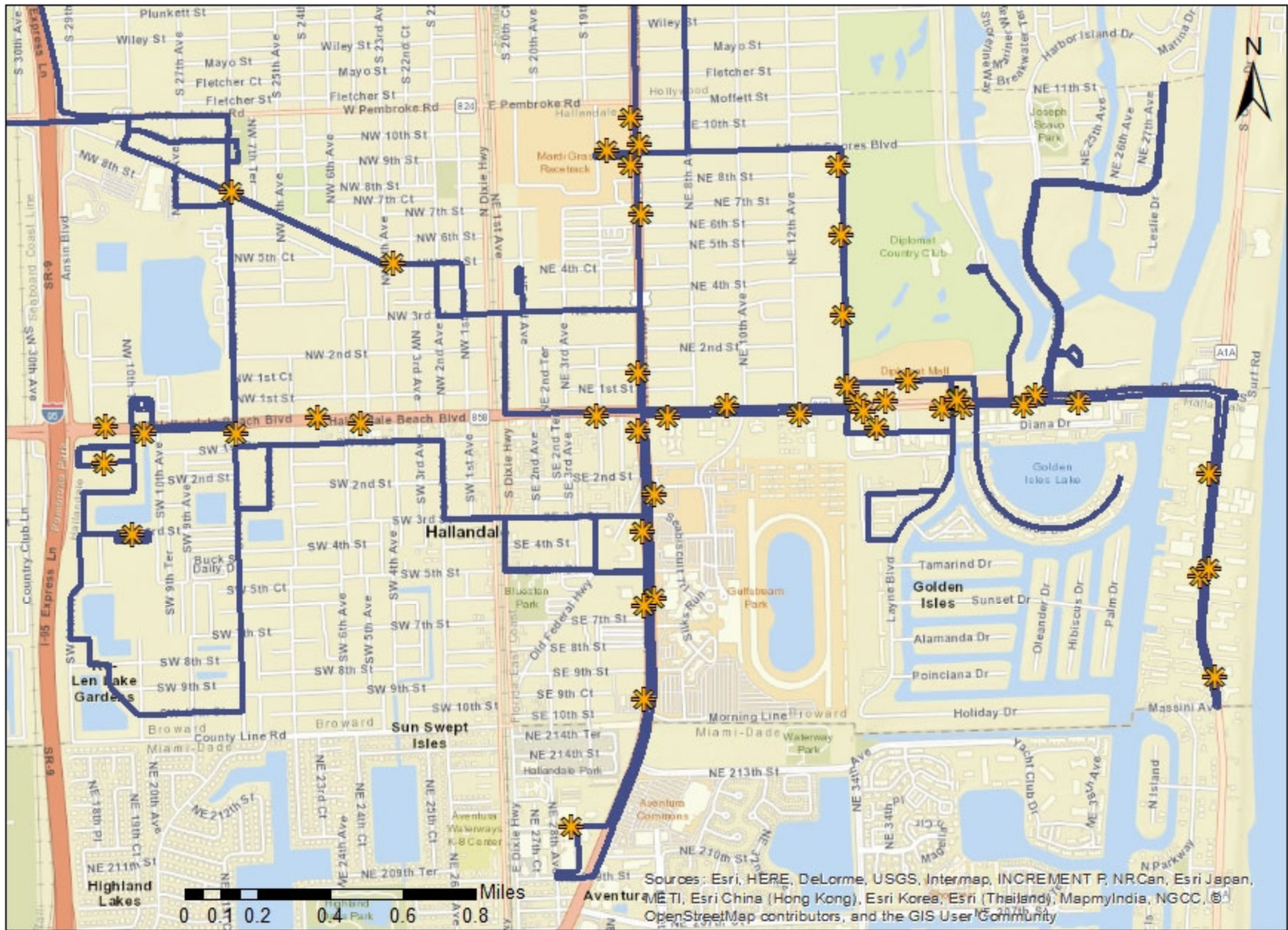
Estimated Project Cost	\$3,000,000
Project Type	Transit
Primary Work Mix	Transit Improvement
Secondary Work Mix	
Has design been completed?	No
If Design completed, what percent?	
Is right-of-way required?	No
Has right-of-way/utility relocation coordination occurred?	
Point of Contact - First Name	Eric
Point of Contact - Last Name	Houston
Point of Contact - Phone	954-457-2224
Point of Contact - Email	ehouston@cohb.org

Construction Readiness Review	
Detailed budget provided?	
Project timeline provided?	
Is the project ready to submit for permits?	


Readiness Review Comments:
City provided an image of a standard bus shelter and a specification sheet of a standard bus shelter as well as a cost estimate for the project. Project entails installation of bus shelters throughout the City and within public ROW. No plans were provided, and the City stated they are not needed as this project will be bid and awarded to a contractor to install the City's standard bus shelter. The cost estimate is in line with current industry standards.

The Municipal Surtax Capital Project Overview was prepared by the Broward MPO in partnership with the municipalities in Broward County. All project information was provided by the municipalities. Projects were provided by Broward County and were contained in the Surtax Plan approved by the voters in November 2018. Project review comments were based on the information provided by the municipalities.

Bus Stops



Legend

-  Shelter
-  MiniBus Routes

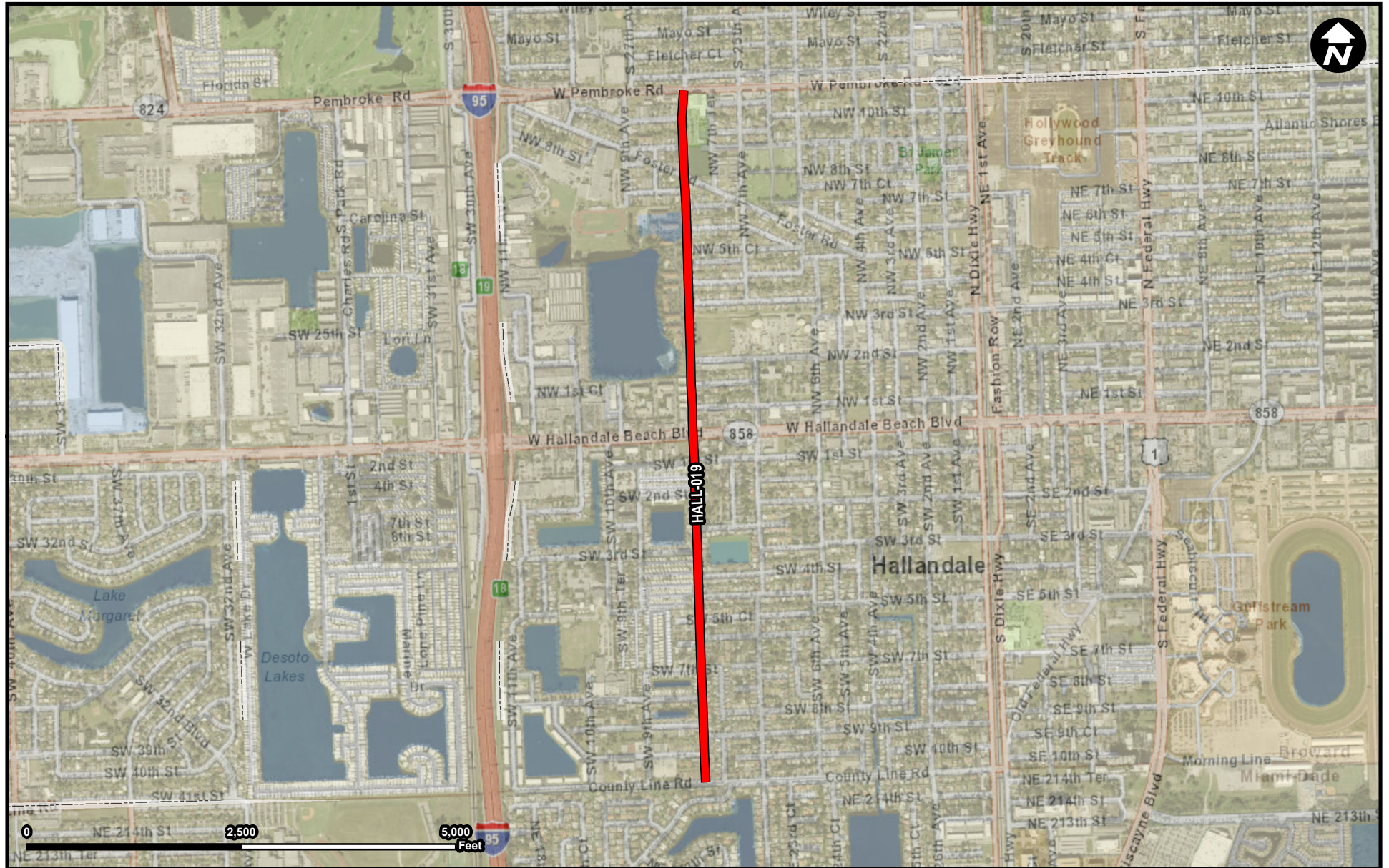


Municipality	Hallandale Beach
Project ID	HALL-019
Project Name	NW/SW 8th Ave Complete Street Project
From Location	SW 11th Street
To Location	Pembroke Road
Work Mix	Bicycle Pedestrian Infrastructure
Phase	Design
Fiscal Year 2020 Recommendation	YEAR 1 - Design
Recommended Phase Funding	\$180,000
City Submitted Information	
Project Description	County Line Road to Pembroke Road. Add 4' wide bike lanes in each direction and 7' wide sidewalks in each direction. Mill and resurface existing road, and provide all upgrades to meet ADA requirements.
Project Scope	Sidewalk and street improvements including adding on-street parking, buffered bike lanes, continuous 7-foot wide sidewalks, 4' wide bike lanes, and ADA upgrades to curb ramps and detectable warning devices for all crosswalks and sidewalks.
Project Objective	SW/NW 8th Avenue is one of only four north-south streets that traverses through Hallandale Beach. It is a local street that currently is well utilized. The planned enhancements will improve multimodal conditions and help calm traffic.
Estimated Project Cost	\$1,500,000
Project Type	Complete Streets, Safety
Primary Work Mix	Bike Lane Sidewalk
Secondary Work Mix	Safety Project
Has design been completed?	No
If Design completed, what percent?	
Is right-of-way required?	No
Has right-of-way/utility relocation coordination occurred?	
Point of Contact - First Name	Eric
Point of Contact - Last Name	Houston
Point of Contact - Phone	954-457-2224
Point of Contact - Email	ehouston@cohb.org




The Municipal Surtax Capital Project Overview was prepared by the Broward MPO in partnership with the municipalities in Broward County. All project information was provided by the municipalities. Projects were provided by Broward County and were contained in the Surtax Plan approved by the voters in November 2018. Project review comments were based on the information provided by the municipalities.

HALL-019

Project Name
NW/SW 8th Ave Complete Street Project



Legend

-  HALL-019
-  Municipality
-  Unincorporated

Municipality: Hallandale Beach

FROM: SW 11th Street
TO: Pembroke Road

Note: The Municipal Surtax Capital Project Map was prepared by the Broward MPO Surtax Services. The project location information was provided by the municipality.