



FISCAL YEAR  
**2020**

**MUNICIPAL SURTAX**  
CAPITAL PROJECTS PRIORITIES



**Legend:**

Project Ranking - #1-110 represent MPO Surtax Services recommendations for fiscal year 2020 and consider construction readiness and utilized “rounds” to ensure equity among municipalities. Project #111-510 have not been evaluated for funding readiness and require additional evaluation and analysis. They also include city requested “holds” and “swaps.”

Municipality – requesting / sponsor municipality.

Project Number -a unique project identifier. Projects with numbers that include “.x” reflect multi-part projects.

Project Name - provided by municipality.

Work Mix - primary type of work.

Phase - Municipality identified first phase of work (Planning, Design, Right-of-way, or Construction) required.

Fiscal Year 2020 Recommendation - indicates recommend year and phase of work being recommended. Projects identified as Rank, Swap or Hold have not been reviewed for funding readiness and require additional analysis before being recommended for funding in future fiscal years.

Surtax Plan Estimate - cost estimate provided by municipality to County when originally submitting project for inclusion in the Surtax Financial Plan.

Recommended Phase Funding - dollar amount being recommended for funding based upon the Phase required (see notes on calculations) and latest cost estimates provided by municipalities. This amount does not fully fund projects except in the case of construction phase projects.

**Notes:**

- (1) The Municipal Surtax Capital Projects Priorities (Fiscal Year 2020) was developed by the Broward MPO Surtax Services in partnership with the municipalities in Broward County. All project information was provided by the municipalities.
- (2) All projects were provided by Broward County and were contained in the Surtax Plan approved by the voters in November 2018.
- (3) The Municipal Surtax Capital Projects Priorities (Fiscal Year 2020), consistent with the Surtax Ordinance, the Tri-Party Interlocal Agreement, and Bi-Party Interlocal Agreement, is the output of the data-driven ranking tool utilizing the evaluation criteria, point distribution, and program readiness approach established in coordination with the municipalities.
- (4) Projects with numbers that include “.x” reflect multi-part projects.
- (5) As directed by Broward County, the following percentages are used to calculate the recommended phase funding since the projects in the Surtax Plan are assumed to be the total cost of the required phase(s) to complete the project:
  - Planning: 3% of the total cost of the project in the Surtax Plan.
  - Design: 12% of the total cost of the project in the Surtax Plan.
  - Construction (includes CEI): 85% of the total cost of the project in the Surtax Plan.
  - Right-of-way phase costs are project specific.
- (6) The Broward MPO Surtax Services selected the Cycle 1 (Fiscal Year 2020) funding goal of \$70 - \$80 million of the total \$120 million available (30-Year Surtax Financial Plan) since the County did not provide specific guidance. This goal was selected to allow for adequate funds for Community Shuttle Bus and Rehabilitation and Maintenance projects to be funded by the County.

Project Ranking	Municipality	Project Number	Project Name	Work Mix	Phase	Fiscal Year 2020 Recommendation	Surtax Plan Estimate	Recommended Phase Funding	
7	Coral Springs	CORA-115.1	Emergency Traffic Signals		Signal Enhancement	Construction	YEAR 1-Construction	\$900,000	\$496,917
40	Coral Springs	CORA-097	New Sidewalk Construction		Bicycle Pedestrian Infrastructure	Planning	YEAR 1-Planning	\$20,000,000	\$600,000
65	Coral Springs	CORA-098	New Sidewalk Construction		Bicycle Pedestrian Infrastructure	Planning	YEAR 1-Planning	\$20,000,000	\$600,000
89	Coral Springs	CORA-102	Bus Shelter Repair And Replacement		Transit	Design	YEAR 1-Design	\$375,000	\$45,000
220	Coral Springs	CORA-112	Downtown DRI Improvements		Bicycle Pedestrian Infrastructure	NA	RANK	\$4,000,000	
450	Coral Springs	CORA-116	Expand Community Bus Service		Transit	NA	MOVED	\$9,000,000	



**RANK** Projects requested by municipalities to be ranked for funding.  
**HOLD** Projects requested by municipalities to be put on hold from funding for various reasons.  
**SWAP** Projects requested by municipalities to be swapped out in February 2021.  
**YEAR 1** Projects that are recommended for funding in Fiscal Year 2020.

**Notes:**

- (1) The Municipal Surtax Capital Projects Priorities (Fiscal Year 2020) was developed by the Broward MPO Surtax Services in partnership with the municipalities in Broward County. All project information was provided by the municipalities.
- (2) All projects were provided by Broward County and were contained in the Surtax Plan approved by the voters in November 2018.
- (3) The Municipal Surtax Capital Projects Priorities (Fiscal Year 2020), consistent with the Surtax Ordinance, the Tri-Party Interlocal Agreement, and Bi-Party Interlocal Agreement, is the output of the data-driven ranking tool utilizing the evaluation criteria, point distribution, and program readiness approach established in coordination with the municipalities.
- (4) Projects with numbers that include ".x" reflect multi-part projects.
- (5) As directed by Broward County, the following percentages are used to calculate the recommended phase funding since the projects in the Surtax Plan are assumed to be the total cost of the required phase(s) to complete the project:
  - Planning: 3% of the total cost of the project in the Surtax Plan.
  - Design: 12% of the total cost of the project in the Surtax Plan.
  - Construction (includes CEI): 85% of the total cost of the project in the Surtax Plan.
  - Right-of-way phase costs are project specific.
- (6) The Broward MPO Surtax Services selected the Cycle 1 (Fiscal Year 2020) funding goal of \$70 - \$80 million of the total \$120 million available (30-Year Surtax Financial Plan) since the County did not provide specific guidance. This goal was selected to allow for adequate funds for Community Shuttle Bus and Rehabilitation and Maintenance projects to be funded by the County.

<b>Municipality</b>	<b>Coral Springs</b>
<b>Project ID</b>	<b>CORA-115.1</b>
<b>Project Name</b>	<b>Emergency Traffic Signals</b>
<b>From Location</b>	
<b>To Location</b>	
<b>Work Mix</b>	<b>Signal Enhancement</b>
<b>Phase</b>	<b>Construction</b>
<b>Fiscal Year 2020 Recommendation</b>	<b>YEAR 1 - Construction</b>
<b>Recommended Phase Funding</b>	<b>\$496,917</b>
<b>City Submitted Information</b>	

Install emergency traffic signals at Fire Stations 71, 80 and 64.

**Project Description**

Construct emergency traffic signals with mast arms at two fire stations in the City of Coral Springs. Fire Station #71 located at 11800 NW 41st Street. Emergency signals are proposed for the intersection of Coral Ridge Drive and NW 41st Street.

**Project Scope**

Emergency equipment and personnel exiting stations experience delays on emergency calls. Response times are compromised without emergency signals. Time delayed exiting a station due to lack of emergency traffic signals may be the difference in saving a life. Without the emergency signals, drivers may be surprised when emergency vehicles exit a station, which may result in a crash with the emergency vehicle or back ending vehicles that have slowed down.

**Project Objective**

<b>Estimated Project Cost</b>	\$900,000
<b>Project Type</b>	Traffic Signal
<b>Primary Work Mix</b>	Traffic Signals
<b>Secondary Work Mix</b>	
<b>Has design been completed?</b>	Yes
<b>If Design completed, what percent?</b>	100
<b>Is right-of-way required?</b>	
<b>Has right-of-way/utility relocation coordination occurred?</b>	
<b>Point of Contact - First Name</b>	Paul
<b>Point of Contact - Last Name</b>	Carpenter
<b>Point of Contact - Phone</b>	954-344-1159
<b>Point of Contact - Email</b>	pcarpenter@coralsprings.org
<b>Construction Readiness Review</b>	
<b>Detailed budget provided?</b>	Yes
<b>Project timeline provided?</b>	Yes
<b>Is the project ready to submit for permits?</b>	Yes

**Readiness Review Comments:**

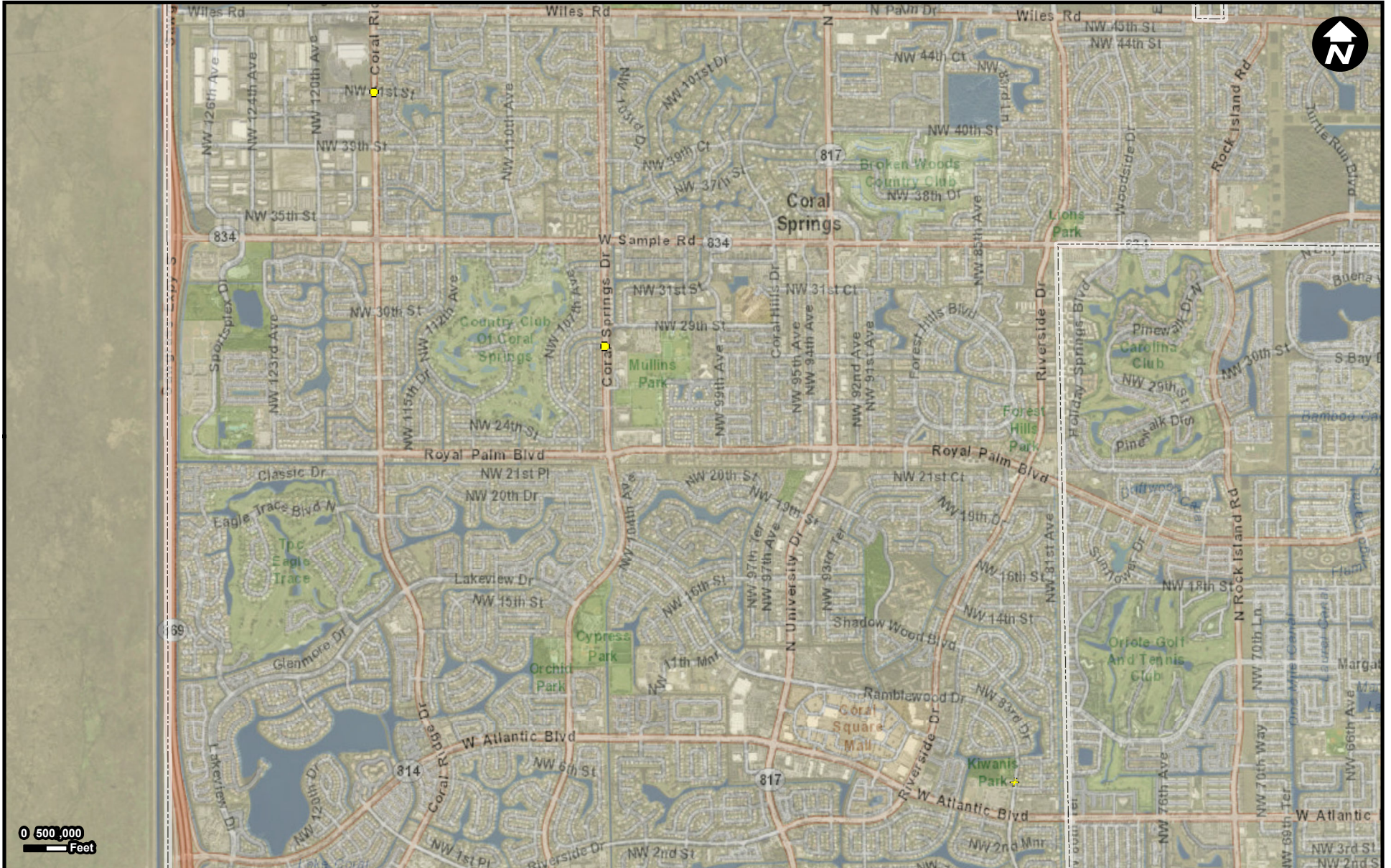
City provided plans, permit approvals and cost estimates for the proposed improvements. Project entails installation of two fire station emergency signals within public ROW at fire station 71 and 80. The plans provided are constructible and the cost estimate is in line with current market values. Additionally, the project has been permitted with BCTED.

The Municipal Surtax Capital Project Overview was prepared by the Broward MPO in partnership with the municipalities in Broward County. All project information was provided by the municipalities. Projects were provided by Broward County and were contained in the Surtax Plan approved by the voters in November 2018. Project review comments were based on the information provided by the municipalities.






# CORA-115.1

**Project Name**  
Emergency Traffic Signals



0 500 1000  
Feet

## Legend

-  CORA-115.1
-  Municipality
-  Unincorporated

**Municipality:** Coral Springs

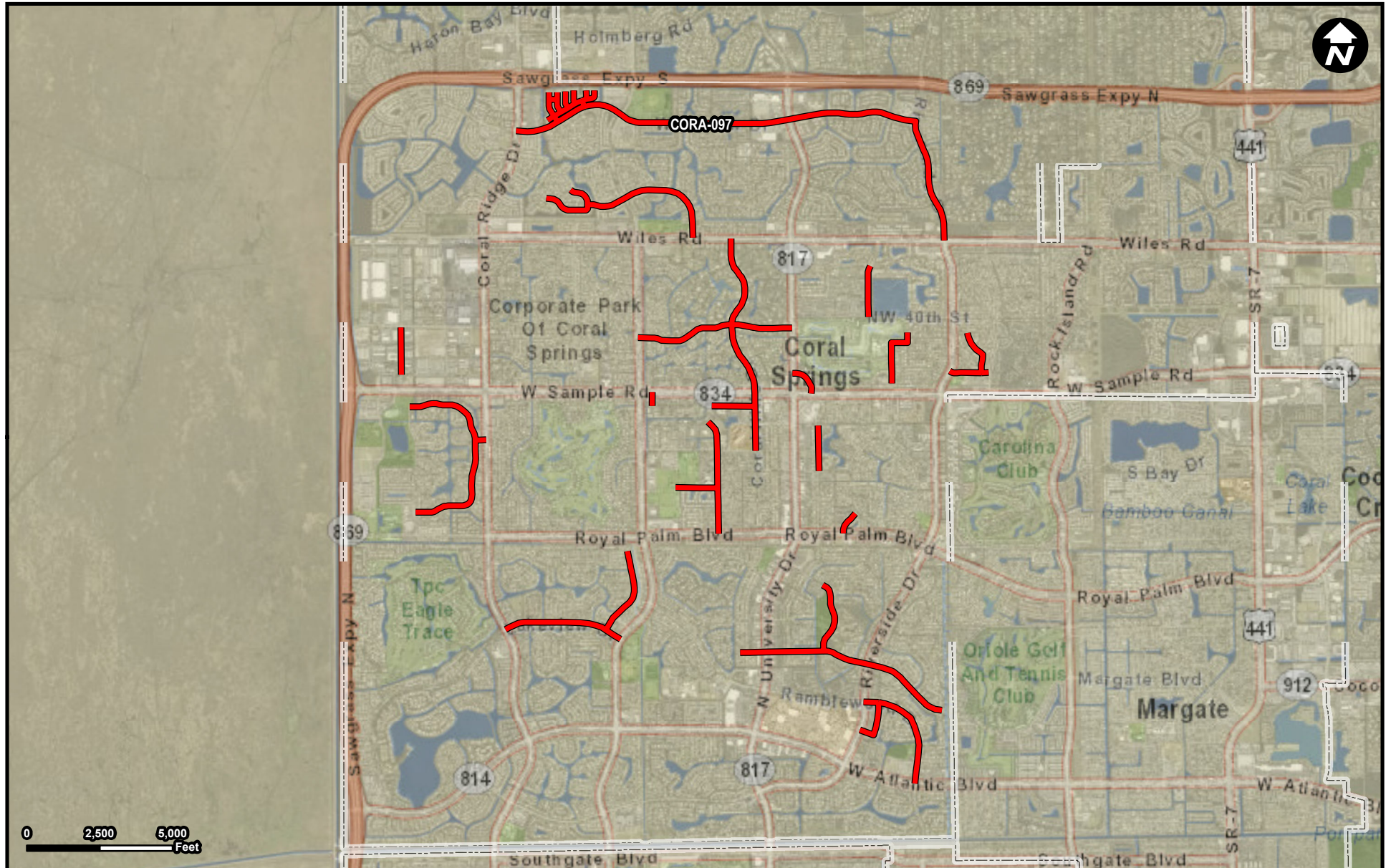
**FROM:**  
**TO:**

Note: The Municipal Surtax Capital Project Map was prepared by the Broward MPO Surtax Services. The project location information was provided by the municipality.




<b>Municipality</b>	<b>Coral Springs</b>
<b>Project ID</b>	<b>CORA-097</b>
<b>Project Name</b>	<b>New sidewalk construction</b>
<b>From Location</b>	
<b>To Location</b>	
<b>Work Mix</b>	<b>Bicycle Pedestrian Infrastructure</b>
<b>Phase</b>	<b>Planning</b>
<b>Fiscal Year 2020 Recommendation</b>	<b>YEAR 1 - Planning</b>
<b>Recommended Phase Funding</b>	<b>\$600,000</b>
<b>City Submitted Information</b>	
<b>Project Description</b>	Construction of new sidewalks where none exists, and replacement of asphalt paths with ADA compliant concrete sidewalks.
<b>Project Scope</b>	Refer to 5 subarea maps within the City of Coral Springs (attached) that highlight the locations of asphalt sidewalks (red lines) proposed to be replaced with concrete. An attached spreadsheet breaks out the individual sidewalk segments identified within each subarea on the map with additional scope, linear feet of sidewalk, and project descriptions provided on the attached spreadsheet. 50% design plans for NW 40 St are provided
<b>Project Objective</b>	This project addresses areas within the City where asphalt sidewalks or missing sidewalk links are converted to concrete. The identified asphalt sidewalks were installed prior to the ADA and are substandard. Many were constructed as part of the drainage system. Sidewalks provide vital pedestrian links to schools, parks, transit stops, employment, shopping, and recreational opportunities. Without ADA compliant sidewalks many people are forced to walk in the street to reach their destination.
<b>Estimated Project Cost</b>	\$20,000,000
<b>Project Type</b>	Connectivity
<b>Primary Work Mix</b>	Sidewalk
<b>Secondary Work Mix</b>	Bike Lane Sidewalk
<b>Has design been completed?</b>	No
<b>If Design completed, what percent?</b>	
<b>Is right-of-way required?</b>	No
<b>Has right-of-way/utility relocation coordination occurred?</b>	
<b>Point of Contact - First Name</b>	Paul
<b>Point of Contact - Last Name</b>	Carpenter
<b>Point of Contact - Phone</b>	954-651-5951
<b>Point of Contact - Email</b>	pcarpenter@coralsprings.org

The Municipal Surtax Capital Project Overview was prepared by the Broward MPO in partnership with the municipalities in Broward County. All project information was provided by the municipalities. Projects were provided by Broward County and were contained in the Surtax Plan approved by the voters in November 2018. Project review comments were based on the information provided by the municipalities.





### Legend

-  CORA-097
-  Municipality
-  Unincorporated

**Municipality:** Coral Springs

**FROM:**  
**TO:**

Note: The Municipal Surtax Capital Project Map was prepared by the Broward MPO Surtax Services. The project location information was provided by the municipality.



<b>Municipality</b>	<b>Coral Springs</b>
<b>Project ID</b>	<b>CORA-098</b>
<b>Project Name</b>	<b>New sidewalk construction</b>
<b>From Location</b>	<b>NW 39 St From Coral Ridge Drive to NW 110 Avenue.</b>
<b>To Location</b>	<b>NW 39 St From Coral Ridge Drive to NW 110 Avenue.</b>
<b>Work Mix</b>	<b>Bicycle Pedestrian Infrastructure</b>
<b>Phase</b>	<b>Planning</b>
<b>Fiscal Year 2020 Recommendation</b>	<b>YEAR 1 - Planning</b>
<b>Recommended Phase Funding</b>	<b>\$600,000</b>

**City Submitted Information**

**Project Description** Complete construction of new sidewalks where none exists, and replacement of asphalt paths with ADA compliant concrete sidewalks.

**Project Scope** The NW 39th Street Project will narrow existing 11 foot travel lanes to 10-feet, add 4-foot bike lanes, add 6-foot sidewalks, replace valley gutter, restore driveways, mill and resurface roadway, pavement markings, new signage, restore irrigation, and add landscaping. See Project Scope attachment for greater detail.

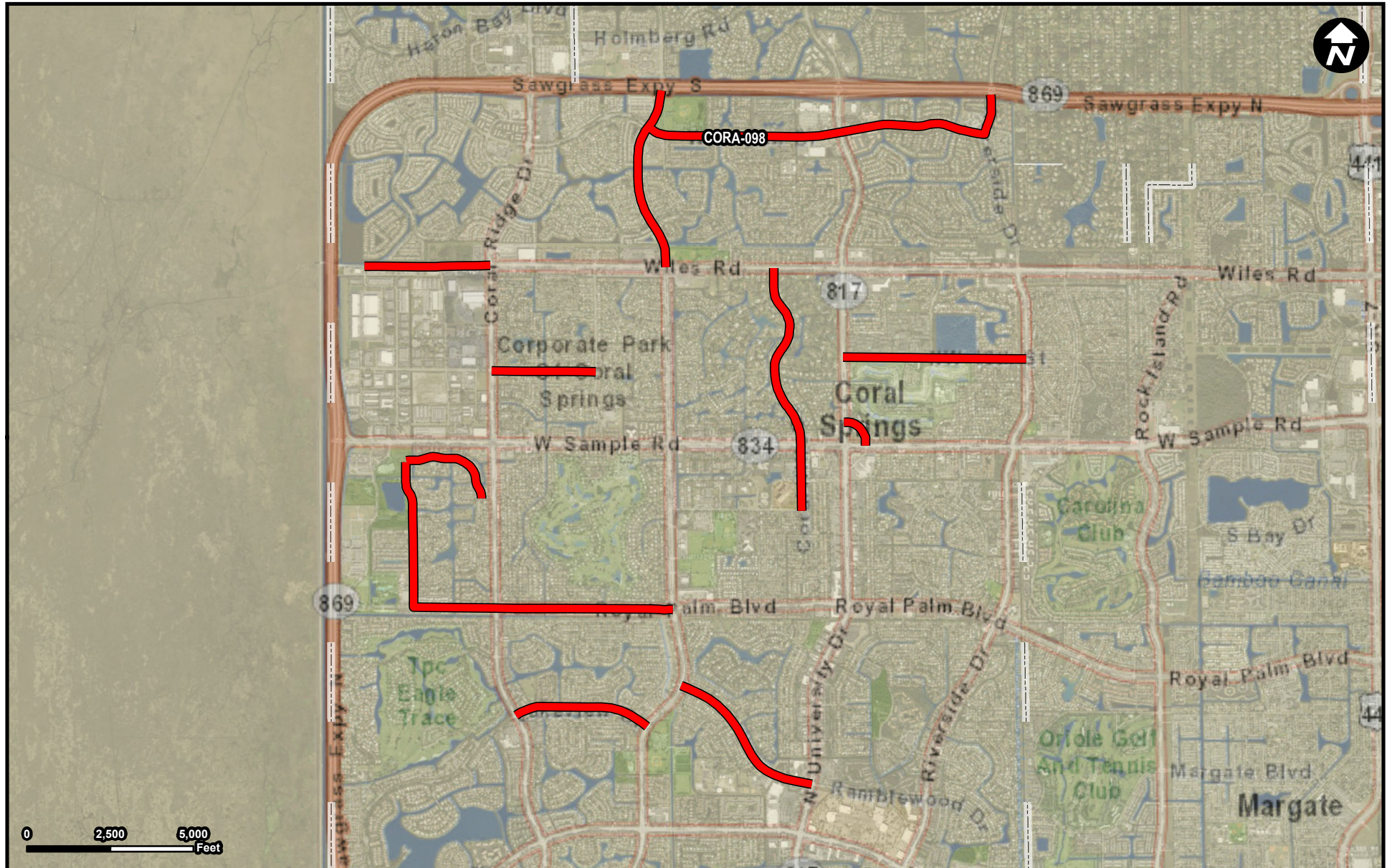
Refer to attachment titled Best Solution - NW 39 Street

**Project Objective**




<b>Estimated Project Cost</b>	\$20,000,000
<b>Project Type</b>	Connectivity
<b>Primary Work Mix</b>	Bike Lane Sidewalk
<b>Secondary Work Mix</b>	Landscaping
<b>Has design been completed?</b>	Yes
<b>If Design completed, what percent?</b>	100
<b>Is right-of-way required?</b>	No
<b>Has right-of-way/utility relocation coordination occurred?</b>	
<b>Point of Contact - First Name</b>	Paul
<b>Point of Contact - Last Name</b>	Carpenter
<b>Point of Contact - Phone</b>	954-344-1159
<b>Point of Contact - Email</b>	pcarpenter@coralsprings.org

The Municipal Surtax Capital Project Overview was prepared by the Broward MPO in partnership with the municipalities in Broward County. All project information was provided by the municipalities. Projects were provided by Broward County and were contained in the Surtax Plan approved by the voters in November 2018. Project review comments were based on the information provided by the municipalities.





### Legend

-  CORA-098
-  Municipality
-  Unincorporated

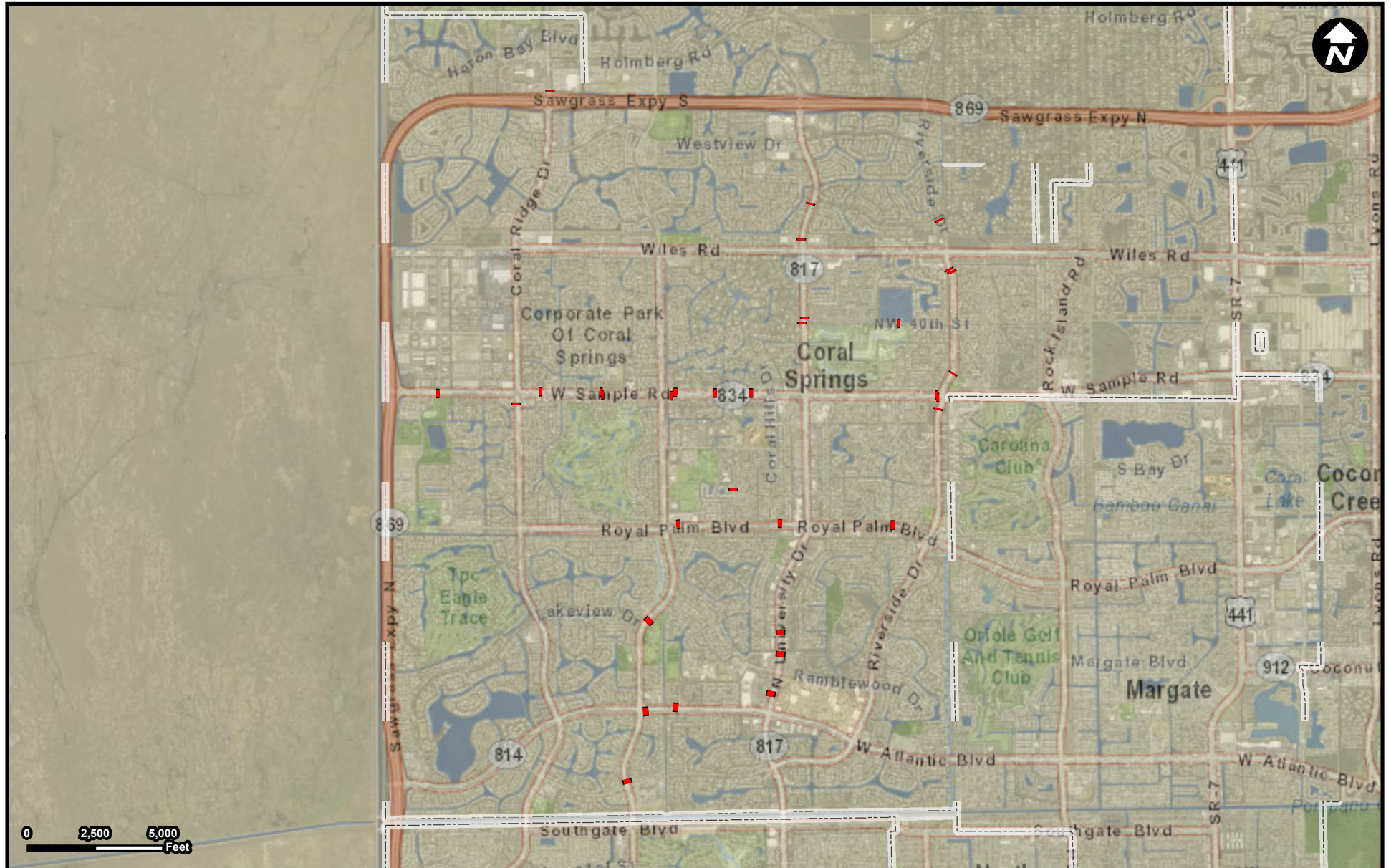
**Municipality:** Coral Springs

**FROM:** NW 39 St - From Coral Ridge Drive  
**TO:** NW 39 St - to NW 110 Avenue




<b>Municipality</b>	<b>Coral Springs</b>
<b>Project ID</b>	<b>CORA-102</b>
<b>Project Name</b>	<b>Bus shelter repair and replacement</b>
<b>From Location</b>	
<b>To Location</b>	
<b>Work Mix</b>	<b>Transit</b>
<b>Phase</b>	<b>Design</b>
<b>Fiscal Year 2020 Recommendation</b>	<b>YEAR 1 - Design</b>
<b>Recommended Phase Funding</b>	<b>\$45,000</b>
<b>City Submitted Information</b>	
	Replace aging bus shelters.
<b>Project Description</b>	
<b>Project Scope</b>	An attached list of bus shelters provides an inventory of City owned and maintained bus shelters sorted by date of installation. Of the 66 bus shelters in the City 35 are greater than 10 years old and 56 shelters are greater than 9 years old. Many of these bus shelters are showing signs of deterioration and need replacement. The City plans to replace the existing green Tolar shelters and black Landscape Forms shelters where easements or ROW are already in place.
<b>Project Objective</b>	Transit shelters provide a place for passengers to get of o the sun and/or rain as they await the arrival of their bus. Having a bus shelter in good repair provides a safety and a degree of comfort as well as providing a visual reminder of the important role of transit is to the City.
<b>Estimated Project Cost</b>	\$375,000
<b>Project Type</b>	Transit
<b>Primary Work Mix</b>	Transit Improvement
<b>Secondary Work Mix</b>	
<b>Has design been completed?</b>	Yes
<b>If Design completed, what percent?</b>	100
<b>Is right-of-way required?</b>	No
<b>Has right-of-way/utility relocation coordination occurred?</b>	
<b>Point of Contact - First Name</b>	Paul
<b>Point of Contact - Last Name</b>	Carpenter
<b>Point of Contact - Phone</b>	954-344-1159
<b>Point of Contact - Email</b>	pcarpenter@coralsprings.org

The Municipal Surtax Capital Project Overview was prepared by the Broward MPO in partnership with the municipalities in Broward County. All project information was provided by the municipalities. Projects were provided by Broward County and were contained in the Surtax Plan approved by the voters in November 2018. Project review comments were based on the information provided by the municipalities.





### Legend

-  CORA-102
-  Municipality
-  Unincorporated

**Municipality:** Coral Springs

**FROM:**  
**TO:**

Note: The Municipal Surtax Capital Project Map was prepared by the Broward MPO Surtax Services. The project location information was provided by the municipality.